

San Mateo County

**American Rescue Plan Act**

**State and Local Fiscal Recovery  
Funds**

**Project Inventory Update**

**Q3 2023: July 1, 2023 – September 30,  
2023**

Date: October 31, 2023

## PROJECT INVENTORY

Category/Program	Allocation	Status as of September 30, 2023	Q3 2023 Update
<b>1. <u>Housing</u></b>			
1.1. <a href="#">Homelessness Supports: Navigation Center</a>	\$3,590,000	In progress	Updated
1.2. <a href="#">El Camino House (formerly Stone Villa Inn)</a>	\$4,570,000	In progress	Updated
1.3. <a href="#">Casa Esperanza (formerly Comfort Inn)</a>	\$13,266,000	In progress	Updated
1.4. <a href="#">Pacifica Safe Parking Program</a>	\$400,000	In progress	Updated
1.5. <a href="#">Emergency Rent, Utilities, and Transportation Assistance</a>	\$4,000,000	Complete	No change
1.6. <a href="#">Eviction Counseling/Legal Aid</a>	\$2,000,000	In progress	Updated
1.7. <a href="#">Half Moon Bay Affordable Housing Development (555 Kelly Ave.)</a>	\$1,500,000	In progress	Updated
1.8. <a href="#">Affordable Housing Expertise for School Districts and Faith Community</a>	\$125,000	Not started	n/a
1.9. <a href="#">Affordable Housing Expertise for Small/Mid-sized Cities</a>	\$125,000	In progress	Updated
1.10. <a href="#">Housing-related Needs (TBD)</a>	\$20,000,000	n/a	n/a
1.11. <a href="#">Working Together to End Homelessness Innovation Grants</a>	\$2,406,726	In progress	Updated
<b>2. <u>Vulnerable Populations</u></b>			
2.1. <a href="#">Homelessness Provider Mental Health &amp; Wellness Support</a>	\$200,000	Program complete	No change
2.2. <a href="#">Home Delivered Meals Expansion for Older Adults</a>	\$3,900,000	In progress	Updated
2.3. <a href="#">Unincorporated Area Financial Assistance</a>	\$250,000	Program complete	Updated
2.4. <a href="#">Mental Health First Aid</a>	\$200,000	n/a	Updated
2.5. <a href="#">Second Harvest of SV Emergency Food Assistance</a>	\$6,550,000	In progress	Updated
2.6. <a href="#">Full-service Community Outreach Pilot Program</a>	\$500,000	Not started	n/a
<b>3. <u>Economic Recovery</u></b>			
3.1. <a href="#">Environmental Health Fee Waiver/Grants for Businesses</a>	\$5,150,000	Program complete	No change
3.2. <a href="#">Workforce Development Pilot Program</a>	\$400,000	Program complete	No change

3.3.	<a href="#">County Contribution to South San Francisco Economic Advancement Center</a>	\$200,000	Funds dispersed; program ongoing	No change
3.4.	<a href="#">SMCStrong Small Business Assistance Program</a>	\$2,075,000	Program complete	No change
3.5.	<a href="#">Microfood Business Grant Program</a>	\$500,000	Program complete	No change
3.6.	<a href="#">Microenterprise Home Kitchen Ordinance (MEHKO)</a>	\$300,000	Program complete	No change
3.7.	<a href="#">North Fair Oaks Small Business Grant Programs</a>	\$1,250,000	Program complete	No change
3.8.	<a href="#">Certification Support for Women-owned and Minority-owned Businesses</a>	\$200,000	In progress	Updated
3.9.	<a href="#">Technical Assistance for Small Businesses</a>	\$400,000	In progress	Updated
3.10.	<a href="#">Small Business and Job Seeker Centers</a>	\$5,000,000	In progress	Updated
3.11.	<a href="#">Choose Local San Mateo County</a>	\$115,500	Program complete	No change
<b>4.</b>	<b><a href="#">Children and Families</a></b>			
4.1.	<a href="#">2022 Summer Enrichment Grant Program</a>	\$3,300,000	Program complete	No change
4.2.	<a href="#">Family Child Care Grants</a>	\$870,000	Program complete	No change
4.3.	<a href="#">2022-2023 Out-of-School Care Grant Program</a>	\$2,500,000	Program complete	Updated
4.4.	<a href="#">2022 Childcare Grant Fund</a>	\$4,095,000	Program complete	No change
4.5.	<a href="#">2023 Summer Enrichment Grant Program</a>	\$3,000,000	Program complete	Updated
<b>5.</b>	<b><a href="#">Infrastructure Planning</a></b>			
5.1.	<a href="#">North Fair Oaks Infrastructure Plan</a>	\$1,400,000	In progress	Updated
5.2.	<a href="#">Public Wi-Fi</a>	\$3,500,000	In progress	Updated
<b>6.</b>	<b><a href="#">County Fiscal and Health Priorities</a></b>			
6.1.	<a href="#">Vaccine Outreach, Events, and Mass Vaccination</a>	\$5,000,000	Program Complete (funds expended)	Updated
6.2.	<a href="#">Lost revenue reimbursement</a>	\$10,000,000	n/a	No change

# 1. Housing

## 1.1 Homelessness Supports: Navigation Center

Funding amount: \$3,590,000 (Total funding \$69.87M: \$46.09M Project Homekey, \$3.59M ARPA, CDBG-CV, State ESG-V, \$5.15 in local, state, federal, and leveraged funds)

Project Expenditure Category: EC 2.16 Long-term Housing Security: Services for Unhoused

Project Start Date: June 2021

Status: In progress

### Project Overview

In May 2023, San Mateo County opened the Navigation Center, a state-of-the-art facility that provides 240 safe, temporary living units for adult individuals and couples experiencing homelessness. The Navigation Center also provides intensive on-site, client-centered support services and housing-focused case management with the goal of moving people into permanent housing.

Unlike a congregate shelter, the Navigation Center offers increased privacy for clients and space for couples to stay together. The Navigation Center is a key component of the County's plan to make interim or permanent housing available to every unsheltered person who chooses assistance.

The Navigation Center is operated under a contract with LifeMoves, a Menlo Park-based nonprofit with experience providing interim housing and supportive services for homeless families and individuals.

Bright and airy private rooms give the Navigation Center a home-like feel. The Navigation Center also features medical and dental clinics as well as a community garden, dog run, space for 140 bicycles, and laundry facilities.



Various support services are offered to residents of the Navigation Center, including:

- Individualized care plans designed to link residents/clients with the full range of County services and partnerships
- Two-room medical clinic staffed six days a week and designed to provide basic/comprehensive/urgent medical care
- Two-chair dental clinic staffed five days a week with specialists available weekly
- Behavioral health professionals on-site five days a week to provide mental health and substance use disorder services
- Additional program details: <https://www.smcgov.org/ceo/san-mateo-county-navigation-center-program-overview>

### Use of Evidence

The One Day Homeless Count and Survey from 2019 showed that there were 901 people experiencing unsheltered homelessness in San Mateo County. The same report from 2022 showed 1,092 people experiencing unsheltered homelessness. Many of these unsheltered individuals need interim housing and housing-focused case management to help them transition to permanent housing. Additionally, many unsheltered individuals who do not use congregate shelter – e.g., adult couples, individuals with pets, individuals with significant possessions – are open to accessing non-congregate shelter, so this program serves many of these individuals.

### Performance Report

The Navigation Center completed construction and began occupancy in early May 2023. Occupancy began with the almost 90 residents of the existing Maple Street Shelter, which needed to be vacated by the beginning of May 2023, and continued incrementally through the summer months. The Navigation Center met the Homekey Occupancy milestone of 90% occupancy by September 6, 2023. During this time period, there were eight exits to permanent housing.

#### *Client Impact Story:*

M.W. (name changed for privacy) was a client placed at Maple Street Shelter in September 2022. M.W. was unsheltered in San Mateo County with no income. LifeMoves started working with M.W. on employment, support for substance use disorder (SUD), and benefits. Once we transitioned to the Navigation Center in May 2023, M.W.'s case plan significantly improved. Healthcare in Action provided on demand medical services, and identified a number of untreated medical conditions which were directly affecting M.W.'s ability to be employed. With new medical conditions identified, LifeMoves connected M.W. to the onsite benefit specialist who helped him apply for SSD, which dramatically increased his income. M.W. started working with his case manager on his SUD with a harm reduction approach. The client was able to titrate their drinking to only at night, allowing LifeMoves to be more proactive with action items during the day. This also directly affected the client's relationship with their son, as they were more present and productive during the day. After completing M.W. benefits and working with Healthcare in Action to stabilize the client's medical conditions, along with training, connection to long-term medical care, the client decided to move in with his son in August 2023.

[Back to Top](#)

## **1.2 El Camino House (formerly Stone Villa Inn)**

Funding amount: \$4,570,000 (Total funding \$16M: \$11.43 Project Homekey, \$4.57M ARPA)

Project Expenditure Category: EC 2.16 Long-term Housing Security: Services for Unhoused

Project Start Date: October 2021

Status: In progress

### Project Overview

El Camino House provides 44 non-congregate shelter units (rooms) to adults (individuals and couples) experiencing homelessness. With the support of housing-focused case management and service linkages, residents staying at the shelter will work towards transitioning to permanent housing. El Camino House will serve adults experiencing homelessness, including chronic homelessness, and who have been referred from the Coordinated Entry System (CES). This includes persons with disabilities, little to no income, evictions, substance use issues, mental and physical health challenges, and/or other barriers to re-entering and maintaining housing. At least 20% of the population served at El Camino House will be individuals experiencing chronic homelessness, and 40% of the individuals exiting the shelter will exit to permanent housing.

### Use of Evidence

El Camino House is a non-congregate shelter program that will serve people experiencing homelessness and will provide safe shelter and intensive services to help them enter permanent housing. The One Day Homeless Count and Survey from 2019 showed that there were 901 people experiencing unsheltered homelessness in San Mateo County. The same report from 2022 showed 1,092 people experiencing unsheltered homelessness. Many of these unsheltered individuals need interim housing and housing-focused case management to help them transition to permanent housing. Additionally, many unsheltered individuals who do not use congregate shelter – e.g., adult couples, individuals with pets, individuals with significant possessions – are open to accessing non-congregate shelter, so this program serves many of these individuals. With its 44 private non-congregate units and intensive on-site support services, El Camino House will assist people experiencing homelessness with finding and moving into permanent housing.

### Performance Report

El Camino House offers hope and provides a secure, supportive, and welcoming place for adults experiencing homelessness in San Mateo County.

From July – September 2023, nine (9) residents were placed in permanent housing, and five (5) residents were matched with Rapid Re-housing and Emergency Housing Vouchers. El Camino House sheltered 54 County of San Mateo residents, providing a total of 19,793 services. Services include, but were not limited to: on-going case management, bed nights, meals, Mobile Health Care Services, clothing, and referral services to outside agencies. Additionally, the shelter has been at full capacity since opening.

July 2023 – September 2023 Quarterly Performance Update:

- 54 Unduplicated Clients Served
- 54 Unduplicated Households served
- Exits to Permanent Housing – 80% (target = 40%)
- Average Length of Stay – 191 Days (target = 120 days or less)
- Increased Employment Income – 10% (Target is 20%)
- Increased Non-Employment Income 0% (Target is 20%)
- Occupancy Rate – 91% (Target is 95%)
- HMIS Quality 6% (Target is <5%) for: Percentage of null/missing don't know/refused values for Project Start Date, Disabling Condition, Destination, Income and Sources at Start, Income and Sources at Annual Assessment, Income and Sources at Exit, Chronic Homelessness

### *Client Impact Story*

Meet Christopher (name changed for privacy). After losing his tenure employment of 16 years in the fire sprinkler installation service due to a knee-injury, Christopher (male, 54 years old)

endured five years of being unhoused. From tenure-ship to now, re-entering a job market that would soon be impacted by COVID-19, Christopher experienced dramatic financial hardship which unfortunately waded marital divorce and heavy substance abuse.

During the pandemic, Christopher slept in his car or couch-surfed while bouncing from one odd job to another. As the end of 2022 neared, Christopher had spent short stints of time at both Safe Harbor and Maple Street shelters before arriving to El Camino House where he would commence his road to recovery.

“In his first two months here [El Camino House], he was getting back on-track. He was happy.” Jubilee Faitala, El Camino House Site Manager shared. In early 2022, Christopher started a new job in a similar service industry, but that was short-lived. Christopher, along with 15.7 million Americans across the country, was laid off. On top of that, grief would find him through the death of his father, evoking a strong sense of guilt for not being able to take care of him prior to his death.

[Back to Top](#)

### 1.3 Casa Esperanza (formerly known as Comfort Inn)

Funding amount: \$13,266,000 (Total \$44.58M: \$12.02M Project Homekey, \$13.27M ARPA, \$1M Redwood City, Home-ARP, and \$18.28M local funds)

Project Expenditure Category: EC 2.16 Long-term Housing Security: Services for Unhoused

Project Start Date: October 2021

Status: In progress

#### Project Overview

Casa Esperanza Apartments is a three-story affordable permanent housing development located at 1818 El Camino Real, Redwood City, California. The property consists of 49 studios, 2 one-bedroom rental units, and 1 one-bedroom employee unit and a community room on-site for providing services and as community building and resident serving space for the tenants.

To provide long term affordability for the project, SMC allocated \$13,266,000 to fund acquisition and rehab activities in the Casa Esperanza property, Redwood City is allocating \$1,015,214 to fund operation of 4 units in the Casa Esperanza property, and SMC is planning to design a new program called SMC Local Rental Subsidy to fund operation of 47 units in the Casa Esperanza property. Also, through a Predevelopment Agreement with Alta Housing, SMC allocated more than \$1.7M for the Casa Esperanza Project's Operation activities.

#### Use of Evidence

The One Day Homeless Count and Survey from 2019 showed that there were 901 people experiencing unsheltered homelessness in San Mateo County. The same report from 2022 showed 1,092 people experiencing unsheltered homelessness. To address the large number of homeless people who are living outside in San Mateo County, the County acquired this hotel, and others, to provide permanent housing that offers supportive services for people experiencing homelessness.

#### Performance Report

The County acquired the property on April 12, 2022, and began renovation on June 12, 2022. Since lease up in January 25, 2023, the property has been fully occupied with 56 income-eligible,

formerly homeless individuals. Tenants who are no longer housed at Casa Esperanza have exited for the following reasons:

Exit to:	No. as of 9/30/2023
Passed Away	1
Moved to alternate affordable housing or shelter	1
Moved to hospital or nursing facility	1
Moved to jail	1
Moved in with family members	1
Evicted (process of eviction)	4

*Client Impact Story:*

Jackie (name changed for privacy), a 17 year old high school senior, and her 61 year old mother, recently diagnosed with cancer, moved into Casa Esperanza in February 2023. Because of the move, Jackie was no longer able to attend her high school in Pacifica, and her mother’s failing health hindered her from being able to successfully help her daughter complete the enrollment process. As a result, Jackie experienced severe mental health symptoms and had unfortunately attempted suicide. The stress of navigating school placement and her daughter’s mental health adversely impacted her mother’s physical and emotional wellbeing. With the assistance and support of MHA residential Occupational Therapy, Jackie’s mom was able to learn stress management and pain strategies, and Jackie was connected to mental health treatment and completed the special enrollment process with a reasonable accommodation to return to her high school in Pacifica. Along with the Occupational Therapist, Case Managers have worked with Jackie to ensure a smooth transition back to her school, including free transportation to and from school, and assisted her mother with medical support services related to her ongoing oncology appointments. Jackie’s grades have drastically improved, she is now in honor classes and looking forward to college after graduation.

[Back to Top](#)

**1.4 Pacifica Safe Parking Program**

Funding amount: \$400,000

Project Expenditure Category: EC 2.16 Long-term Housing Security: Services for Unhoused Persons\*\*^

Project Start Date: June 29, 2022

Status: In progress

Project Overview

The Pacifica Safe Parking Permit (PSPP) program assists vehicularly housed individuals at risk of homelessness who have been negatively impacted by the pandemic. On February 8, 2022, the Board of Supervisors increased its initial contribution of \$150,000 to \$400,000 for the three-year program, supplementing a \$450,000 commitment by the City of Pacifica and an additional \$150,000 raised by the Pacifica Resource Center (PRC).



The program officially launched June 29, 2022, and will run through June 30, 2025. The program supports 25 unhoused families and individuals living in motor homes and other over-sized vehicles to be temporarily housed in a designated parking site. All 25 participants will also receive housing-focused case management to support their return to permanent housing and of those 25, the goal is that 10 of those participants will return to permanent housing.

Use of Evidence

County Core Service Agencies have provided continuous support to people at risk of homelessness throughout the pandemic, and there are still many residents in need of these services. The PSPP program is one strategy to help residents stay housed.

Performance Report

To date, PSPP has assisted 28 individuals (from 19 households) and provided housing-focused case management to 26 individuals (17 households).

**Table 1. Pacifica Safe Parking Permit Program Performance**

Goals	FY 22/23 Total	Jul – Sep 2023	Oct – Dec 2023	Jan – Mar 2024	Apr – Jun 2024	Program Total
25 housed families and individuals living in motor homes and other over-sized vehicles will be temporarily housed in designated parking sites	25	3				28
25 Pacifica Safe Park Permit (PSPP) participants will receive housing-focused case management to support their return to housing	24	2				26
10 of the PSPP participants will return to housing	3	0				3

*Client Impact Story:*

Will (name changed for privacy) is an older adult living in a motor home with his 79-year-old mother. In addition to working, he is the primary caregiver for his mother. In 2002, Will and his mother purchased a home in South San Francisco and, unfortunately, lost their home due to foreclosure during the economic crisis of 2008. They have been living in their motor home on the streets of SSF and Pacifica since they lost their house. Will and his mother were given information about PRC’s Pacifica Safe Parking Permit (PSPP) program when they were being pressured to move out of SSF. When they arrived in Pacifica in May 2023, PRC added them to the PSPP waitlist and immediately connected them to other PRC services, including free wastewater dumping, showers, groceries, case management, and completed a coordinated entry assessment to be considered for the County housing pool. In August 2023, Will and his mother entered PSPP. With the security of a dedicated space and housing focused case management, Will and his mother have developed a housing plan to are looking forward to returning to housing.

[Back to Top](#)

## 1.5 Emergency Rent, Utilities, and Transportation Assistance

Funding amount: \$3,150,000

Project Expenditure Category: EC 2.2 Household Assistance: Rent, Mortgage, and Utility Aid\*^

Project Start Date: July 28, 2021

Status: Completed June 30, 2023

### Project Overview

Early in the pandemic the County, along with cities, philanthropical organizations, and other funders, contributed \$15,000,000 to support the County's emergency rent, utility, and transportation assistance program administered by the Core Service Agencies. With these funds, the Core Service Agencies helped residents earning less than 60% of the Average Median Income meet their basic housing needs. When the federally funded Emergency Rental Assistance Program (ERAP) began in mid-2021, demand for County assistance through the Core Service Agencies declined. However, ERAP applications closed March 31, 2022, and the state's eviction moratorium ended June 30, 2022. This ARPA allocation provided County funds for rental assistance to qualifying renters.

### Use of Evidence

County Core Service Agencies reported that following the pandemic, lower income households continued to require rental assistance support. This allocation provided funding for the County Core Service Agencies to continue to meet the need following the end of the state Emergency Rental Assistance Program.

### Performance Report

**Table 2. Emergency Rent, Utilities, and Transportation Assistance Program Performance Data**

Performance Measures	Annual Target	As of 6/30/23 (close of program)
Number of households who received financial assistance (unduplicated)	400	629
Percent of participants contacted who have remained housed 6 months after receiving financial assistance	80%	100%
Client Satisfaction Rating	90%	100%

[Back to Top](#)

## 1.6 Eviction Counseling/Legal Aid

Funding amount: \$2,000,000

Project Expenditure Category: EC 2.18 Housing Support: Other Housing Assistance\*^

Project Start Date: November 1, 2022

Status: In progress

Project Overview

The San Mateo County Department of Housing (DOH) solicited proposals from nonprofit organizations with a history of working with renters, to provide up to \$2,000,000 in eviction counseling and legal services to assist low-income tenants. DOH selected three nonprofit organizations through this solicitation process: Legal Aid Society of San Mateo County (LASSMC), awarded \$415,638; Project Sentinel, awarded \$500,000; and Community Legal Services of East Palo Alto (CLSEPA), awarded \$700,000. Each nonprofit organization is contracted to provide eviction counseling and legal services to low-income tenants through October 31, 2024.

Use of Evidence

The state eviction moratorium ended June 30, 2022, and the County Core Service Agencies observed an increased need for legal assistance regarding current housing, landlord-tenant, and renter protection laws.

Performance Report

**Table 3. Eviction Counseling and Legal Aid Performance Data**

Provider	Two-year Performance Goal (November 2022 – October 2024)	Performance July – September 2023	Progress to-date
Community Legal Services of East Palo Alto (CLSEPA)	Provide comprehensive legal services, advice, consultation, representation, legal education, and/or rental assistance to 600 community members; distribute \$200,000 in rental assistance.	<ul style="list-style-type: none"> <li>Legal services to 136 community members</li> <li>Rental assistance to 66 community members</li> </ul>	<ul style="list-style-type: none"> <li>Legal services to 442 community members</li> <li>Rental assistance to 234 community members</li> </ul>
Legal Aid Society of San Mateo County (LASSMC)	Provide legal services, including counsel, advice, and/or representation in negotiations with landlords and in legal proceedings for 100 clients; distribute up to \$100,000 in emergency financial assistance; provide informational and educational resources to 400 callers.	<ul style="list-style-type: none"> <li>Opened cases for 64 households reaching 134 persons</li> </ul>	<ul style="list-style-type: none"> <li>Opened cases reaching 389 persons</li> </ul>
Project Sentinel	Provide mediation services to 264 persons; limited 100 legal consultations.	<ul style="list-style-type: none"> <li>Opened 75 cases</li> <li>Addressed 160 I&amp;R calls</li> </ul>	<ul style="list-style-type: none"> <li>Counseled, conciliated 107 cases</li> <li>Addressed 399 I&amp;R calls</li> </ul>

[Back to Top](#)

**1.7 Half Moon Bay Affordable Housing Development**

Funding amount: \$1,500,000

Project Expenditure Category: EC 2.15 Long-term Housing Security: Affordable Housing\*\*

Project Start Date: February 2022

Status: In progress

## Project Overview

Previously, the Board allocated \$1,500,000 of ARPA funds to help fund a farmworker housing development using modular construction. The County explored multiple potential sites for the project, but, unfortunately, each potential site had environmental or other limitations.

On October 4, 2022, the Board of Supervisors passed a resolution to reallocate the \$1,500,000 for the modular housing project toward an affordable housing project in Half Moon Bay. This provided a more expeditious way to fund the pressing need for additional affordable housing for the local farmworker community.

The proposed development at 555 Kelly Avenue includes a four-story building with 40 affordable rental units targeted to low-income senior farm workers. The development also plans to have a 2,050 square foot resource center staffed and managed by Ayudando Latinos a Sonar (ALAS). The resource center will offer services such as English classes, legal aid, internet access, case management, and a community kitchen.

## Use of Evidence

According to the California Department of Housing and Community Development, California farmworkers earn, on average, approximately \$20,000 a year, which is less than 20% of the County's area median income. Thus, even prior to the COVID-19 pandemic, local farmworkers and their families were among the most economically vulnerable members of our community. This vulnerability was exacerbated by the pandemic and has made their need for additional local affordable housing on the coastside even more dire.

## Performance Report

Progress achieved between July 1 and September 30, 2023 includes:

- Mercy Housing submitted an application for Project funding under the California 2023 Multifamily Finance Super NOFA on 7/12/23 and is awaiting announcement of the Super NOFA funding awards, expected in December 2023
- The County/City ARPA Grant Agreement was executed as of 7/19/23 and the City/Mercy Housing ARPA Grant Agreements was executed as of 8/22/23
- The Mercy Housing/ALAS team held a 3rd successful community outreach meeting on September 27, 2023

Key milestones achieved between project inception in February 2022 and the current quarter include:

- Half Moon Bay City Council authorized entering into an Exclusive Negotiations Agreement (ENA) between the City and Mercy Housing California on 7/19/22 to enable predevelopment activities to be undertaken for an affordable housing project for farmworkers and located on city-owned land at 555 Kelly Avenue in Half Moon Bay
- Half Moon Bay City Council passed a resolution on 10/4/22 declaring property owned by the City at 555 Kelly Avenue and a portion of property at 535 Kelly Avenue to be exempt surplus land pursuant to Gov Code Section 54221(f)(1)(A)
- Execution of an Exclusive Negotiations Agreement between the City and Mercy Housing on 11/3/22
- Half Moon Bay City Council on 2/21/23 authorized a \$1 million City predevelopment loan to Mercy Housing California 110, L.P. (Mercy's affiliate for this project) from the City's Affordable Housing Fund for the 555 Kelly Avenue project
- Mercy Housing held two well-attended community engagement meetings on 3/27/23 and 5/17/23 to solicit feedback and input on the proposed design and programming of the affordable housing project

- Mercy Housing submitted a Preliminary Planning Application package to Half Moon Bay on 4/26/23
- Mercy Housing appeared before Half Moon Bay’s Architectural Advisory Committee on 6/8/23 to present the project and receive comments
- Mercy Housing submitted a funding application for the County of San Mateo’s Affordable Housing Fund NOFA #11 on 6/2/23. Although the funding request was not successful given the number of applicants whose projects were further along in the predevelopment process, the County indicated that Mercy should re-apply in 2024

[Back to Top](#)

## 1.8 Affordable Housing Expertise for School Districts and Faith Community

Funding amount: \$125,000

Project Expenditure Category: EC 2.15 Long-term Housing Security: Affordable Housing\*\*

Project Start Date: TBD

Status: Not started

### Project Overview

This allocation will pilot a project to provide affordable housing development consulting expertise to a small group of school districts and faith leaders interested in developing worker and/or affordable housing on their land for low-income residents and those impacted by the pandemic.

### Use of Evidence

The pandemic has amplified the need for safe, affordable housing for all. This program unlocks land and generates housing options for lower income residents.

### Performance Report

This project has not yet started.

[Back to Top](#)

## 1.9 Affordable Housing Expertise for Small/Mid-sized Cities

Funding amount: \$125,000

Project Expenditure Category: EC 2.15 Long-term Housing Security: Affordable Housing\*\*

Project Start Date: July 2023

Status: In progress

### Project Overview

This allocation supports start-up costs of a shared housing consultants program to provide small and mid-sized cities in the County with additional affordable housing development expertise.

### Use of Evidence

The pandemic has amplified the need for safe, affordable housing for all. This program will help smaller cities build capacity to further develop affordable housing.

## Performance Report

The Housing Endowment and Regional Trust of San Mateo County (HEART) is providing consulting services to small and mid-sized cities to enhance their capacity and expertise related to affordable housing programs.

**Table 4. Affordable Housing Expertise for Small/Mid-sized Cities Performance Data**

Performance Measure	Performance July 2023 – September 2023
Enter into Shared Housing Team participation agreements with at least six San Mateo County jurisdictions	<ul style="list-style-type: none"><li>• Agreements with 2 cities being signed</li><li>• Finalizing agreements with 8 cities</li></ul>
Hire and onboard Shared Housing Team (currently estimated as three (3) staff persons)	<ul style="list-style-type: none"><li>• Hired Program Director on July 17, 2023</li><li>• Recruiting specialists – jobs posted, interviews scheduled for October 23-24, 2023</li></ul>

[Back to Top](#)

### **1.10 Housing-related Needs (TBD)**

Funding amount: \$20,000,000

Project Expenditure Category: EC 2.15 Long-term Housing Security: Affordable Housing\*^

Project Start Date: n/a

Status: n/a

#### Project Overview

This funding will be used for all types of housing for vulnerable residents and those most impacted by the pandemic, including shelters and associated supportive services, interim housing and the supports needed by residents of those facilities, and development of affordable housing units.

#### Use of Evidence

The pandemic has amplified the need for safe, affordable housing for all. This funding will be allocated to projects that support the County's goal of functional zero homelessness through efforts to generate more affordable housing options and provide housing support for vulnerable and low-income residents.

#### Performance Report

Not applicable—these funds are set aside for future projects.

[Back to Top](#)

### **1.11 Working Together to End Homelessness Innovation Grants**

Funding amount: \$2,406,726

Project Expenditure Category: EC 2.15 Long-term Housing Security: Affordable Housing\*^

Project Start Date: January 31, 2023 for the City of Millbrae Innovation Grant; February 1, 2023 for Redwood City Innovation Grant; and TBD for the City of Half Moon Bay and WeHOPE Innovation Grant

Status: City of Millbrae and the City of Redwood City projects in progress; Coastside Safe Parking Initiative project still in development

### Project Overview

The Working Together to End Homelessness (WTEH) Innovation Grant program was created to support the piloting of bold and innovative approaches to assist the 1,092 unsheltered residents of San Mateo County in engaging with service providers, and to help them successfully transition to interim or permanent housing. Programs addressing one or more of the following focus areas were eligible for grants: unsheltered residents living on the streets and in encampments; vehicularly housed residents living in cars, vans, and RVs; and/or economic self-sufficiency.

Three proposals were selected for funding:

- Redwood City's proposal will pilot multiple concepts to achieve functional zero homelessness within the city's jurisdiction and build on efforts to complement the Countywide Coordinated Entry System (CES). The city will expand and intensify homeless outreach utilizing a by-name list approach; assignment of outreach workers to specific encampments; developing and deploying an inter-agency coordination of HOT teams; providing Hotel Respite; on-demand shelter when appropriate; and working with County partners to address barriers and challenges for those hardest to serve who are still unsheltered. The amount to fund the WTEH grant to Redwood City totals \$1,047,450.
- Millbrae has developed and piloted a program to the unsheltered population surrounding the BART/SFO transportation corridor in their city to provide after-hours outreach, engagement, and case management services to individuals experiencing homelessness. This proposal would continue these after-hours services at BART/SFO transportation corridor. Services include linkage to shelter services, transportation assistance, service referrals, and other supportive services with the goal to rapidly outreach and engage unsheltered individuals. The amount to fund the WTEH grant to Millbrae totals \$370,572.
- Half Moon Bay and WeHope have come together to launch a Coastside Safe Parking Initiative. The program's goal is to provide vehicularly housed residents a safe and secure place to park their vehicles, provide use of hygiene facilities, and provide case management to assist them into interim housing and/or permanent housing. The amount to fund the WTEH grant to Half Moon Bay totals \$983,704.

### Use of Evidence

Throughout the COVID-19 pandemic, the County has worked hard to safely house our homeless residents, a population that has been uniquely impacted by the public health emergency and its negative economic consequences. San Mateo County continues to see high numbers of unsheltered and vehicularly housed individuals. As a result, there is an ongoing need to identify individuals living on the streets and in vehicles, assess their housing and service needs, and facilitate connection to shelter and other supportive services. Outreach teams work to locate, engage, stabilize and house chronically homeless individuals and families, and outreach activities serve to facilitate entry into San Mateo County's coordinated entry system (CES) for unsheltered persons and persons staying in vehicles. The County has also expanded medical, social, and behavioral health services for residents living on the streets and in encampments.

## Performance Report

Redwood City WTEH grant agreement was executed on March 28, 2023, with a program commencement date of February 1, 2023, and an end date of June 30, 2024. Performance data through June 30, 2023, for the Redwood City WTEH project is as follows:

- 34 unsheltered residents have been transitioned into interim or permanent housing since the program began.
- Based on the number of encampments in the 2023 Redwood City PIT count, Redwood City has seen 44% of its encampments resolved since February 1, 2023.
- 119 unsheltered individuals have received outreach and engagement services in FY22-23.
- 22 unsheltered individuals have received case management services since February 1, 2023.
- 8 unsheltered clients participated in AOD services, 28 clients engaged medical services, and 10 clients participated in mental health services since February 1, 2023.
- The Redwood City WTEH grant began providing respite services in May 2023. Since that time, 13 individuals have received hotel respite program services with 5 exiting from the hotel respite program into shelter, housing, or ongoing services (these exit totals do not include June exits – these will be reported next quarter).
- Redwood City has not begun to track the percentage of unduplicated clients who receive housing subsidies who are still housed 6 months later.

The Millbrae BART WTEH grant agreement was executed on January 31, 2023, with a program commencement date of January 31, 2023 and an end date of June 30, 2024. Performance data through September 30, 2023, for the Millbrae WTEH project is shown in the table below.

**Table 5. Millbrae Pilot Performance**

Millbrae Pilot Performance Measure	Cumulative Count	Goal	Percent Met
Unduplicated unsheltered individuals who have received outreach and engagement services	79	100	79%
Unduplicated unsheltered individuals who have received case management services	61	24	100%
Unsheltered individuals placed in temporary housing	124	20	100%
Unsheltered individuals placed in permanent housing	3	10	30%

[Back to Top](#)

## 2. Vulnerable Populations

### 2.1 Homelessness Provider Mental Health & Wellness Support

Funding amount: \$200,000

Project Expenditure Category: EC 2.34 Assistance to Impacted Nonprofit Organizations (Impacted or Disproportionately Impacted)^



Project Start Date: March 8, 2020

Status: Complete

#### Project Overview

This program provided grants to community partner organizations that provided crucial services for homeless residents throughout the pandemic. Recipient organizations were able to use these funds to provide mental health and wellness support and resources for their staff.

#### Use of Evidence

Homelessness service providers were essential workers during the pandemic and provided vital services to the County's most vulnerable residents. This grant program supported the mental health of workers most impacted by the pandemic.

#### Performance Report

As of June 2022, grants ranging from \$5,500 to \$66,000 were awarded to agencies based on their number of staff and level of services provided to County clients. Awardees included: Abode, Coastside Hope, DC Partnership, Fair Oaks Community Center, Puente, YMCA, Samaritan House, LifeMoves, WeHOPE, StarVista, Pacific Resource Center, CORA, and Mental Health Association.

[Back to Top](#)

## **2.2 Home Delivered Meals Expansion for Older Adults**

Funding amount: \$3,900,000

Project Expenditure Category: EC: 2.1 Household Assistance: Food Programs\*^

Project Start Date: July 2021

Status: In progress

#### Project Overview

As a result of the COVID-19 pandemic, the state sponsored the Great Plates Delivered (GPD) program to provide home delivered meals to all individuals 65 years of age and older as they were required to shelter in place and were unable to access or prepare meals.

The Federal Emergency Management Agency, which authorized and fully funded the GPD program, ended the program on July 9, 2021. As of June 6, 2021, San Mateo County had served 4,683 older adults with 2.6 million meals through 84 local meal providers at a total cost of \$58,000,000 through the GPD program.

At the end of the Great Plates program, the need for meals continued—1,200 individuals were assessed as remaining homebound, isolated, and food insecure. The Board of Supervisors approved funding in the amount of \$3.9 million to continue meals for this vulnerable population. This allocation funded the program, called Second Course, through June 30, 2023. On July 11, 2023, the Board of Supervisors approved extending the program through September 30, 2024.

#### Use of Evidence

There was an ongoing need for meal delivery services by older adults who remained homebound, isolated, and food insecure at the end of the Great Plates Delivered program.

## Performance Report

The County's Home Delivered Meals program started in July 2021. The following providers delivered meals to older adults throughout San Mateo County: City of Daly City, Self Help for the Elderly, Peninsula Volunteers, Inc., and Senior Coastsiders.

Second Course provided 7,530 meals to 186 unduplicated participants from July 1, 2023, through September 30, 2023.

### *Client Impact Stories:*

Older adults participating in the program shared how Second Course has helped them:

- "I am really thankful for the meals I receive. When it comes to healthy aging, prevention is key, and Second Course has helped me to maintain good health and good nutrition."
- "I am 83 years of age and have very bad knees requiring me to get Cortisone shots often. I cannot shop or stand to cook, and this helps me keep my nutrition up."
- "I am 72 and am in treatment for stage 4 cancer. I have numbness (neuropathy) in my feet and hands. I thank you for this program."
- "Second Course has been a god send. The meals helped keep my husband and I well fed as our health continues to decline. My husband is 83 years of age with Alzheimer's, and I am his primary caretaker. My COPD is worsening and impacts every aspect of my life and prevents me from talking let alone cooking a meal from start to finish. I am grateful and don't know how I would manage without this help."

[Back to Top](#)

## **2.3 Unincorporated Area Financial Assistance**

Funding amount: \$250,000

Project Expenditure Category: EC 2.3 Household Assistance: Cash Transfers\*\*^

Project Start Date: April 2022

Status: Complete

### Project Overview

This funding allocation provided \$500 checks to households in the unincorporated areas of the County who were heavily impacted by the pandemic and are at or below 60% of Area Median Income.

### Use of Evidence

Many residents of the Coastside and North Fair Oaks were heavily impacted by the pandemic. Some did not have steady work for months during the pandemic and still struggle to meet daily needs like groceries, gas, transportation, and rent.

### Performance Report

By September 30, 2022, community organizations Coastside Hope and Puente disbursed \$250,000 to households in the coastside region. Coastside Hope assisted 250 households and disbursed \$125,000. Puente assisted 250 households and disbursed \$125,000.

### *Client Impact Stories:*

One recipient appreciated the flexibility of the funds stating, "Es lo mejor que pueden hacer en estos días, es bueno que nos ayuden con la renta pero aveces es mejor poder recibir el dinero directamente nosotros para nuestros gastos." *Translation: It is the best assistance you can do these days, it is good to be financially assisted with rent but sometimes it is better for us to receive the money directly so we cover our expenses.*

A grant recipient and her fiancé applied for the Unincorporated Area Financial Assistance Program after several months of financial hardship during the pandemic. Her fiancé had an accident in October 2021 and his father passed away, which delayed his return to work. Shortly after returning he was laid-off. These unforeseen circumstances affected the families' ability to cover their rent. This financial assistance helped the family with an urgent push toward financial stability. He returned to work in July 2022 and is working to gain more stability to sustain the family's expenses.

A grant recipient was a longtime community member who was financially impacted by the pandemic and had incurred tax debt. Puente assisted him with completing his 2021 taxes and making a payment plan with the IRS. He used the financial assistance to pay off the amount due in full. This tax debt felt insurmountable and was causing stress and these funds enabled him to regain strong emotional footing so he can work and maintain stability.

A grant recipient and her husband who works in construction were very happy to receive the \$500 grant because it would help alleviate the burden of buying school supplies and the gas expense for the household. Her household suffered a significant reduction in income during the pandemic. There were weeks when her husband didn't have any work at all. They were happy to qualify for the assistance because it was going to help with much-needed expenses. It was an unexpected, but a much needed boost to their financial situation.

[Back to Top](#)

## 2.4 Mental Health First Aid

Funding amount: \$200,000

Project Expenditure Category: EC 2.37 Social Determinants of Health: Other\*^

Project Start Date: May 2022

Status: *This project did not utilize ARPA funding and will be removed from the Project Inventory beginning next quarter.*

[Back to Top](#)

## 2.5 Second Harvest of Silicon Valley Emergency Food Assistance

Funding amount: \$6,550,000

Project Expenditure Category: EC: 2.1 Household Assistance: Food Programs\*^

Project Start Date: December 15, 2021

Status: In progress

Project Overview

Second Harvest of Silicon Valley Food Bank reported that, during the COVID-19 pandemic, the demand for food rose 40% in San Mateo County. This funding has helped meet ongoing food needs to prevent food insecurity for the County's most vulnerable residents.

From December 2021 to December 2022, San Mateo County used \$4,550,000 in ARPA funding to address food insecurity. In August 2023, the Board of Supervisors allocated an additional \$2,000,000 in ARPA funding to support Second Harvest of Silicon Valley Food Bank in its mission to provide food assistance to residents in need.

Use of Evidence

The Second Harvest of Silicon Valley Food Bank experienced a surge of demand for food since the onset of the pandemic. This funding helps provide meals to low-income households.

Performance Report

In 2022, Second Harvest distributed 37,000,000 pounds of food to an average 36,000 households per month.

With the help of additional funding beginning in August 2023, Second Harvest of Silicon Valley has distributed more than 6,000,000 pounds of food to more than 250,000 households in two months.

**Table 6. Second Harvest of Silicon Valley Food Assistance Performance**

Performance Measure	August	September	Total
Pounds of food distributed in San Mateo County	3,178,615	2,996,964	6,175,579
Households served in San Mateo County	128,038	127,958	255,996

[Back to Top](#)

**2.6 Full-service Community Outreach Pilot Program**

Funding amount: \$500,000

Project Expenditure Category: EC 2.19 Social Determinants of Health: Community Health Workers or Benefits Navigators\*^

Project Start Date: TBD

Status: Not started

Project Overview

This funding may be used to develop a pilot program focused on outreach to the Latinx community that was heavily impacted by the pandemic. The program would build on the Promotora model that was used by San Mateo County Office of Community Affairs (OCA) for 2020 Census outreach and throughout the pandemic.

Use of Evidence

The Gardner Center’s needs assessment research found that outreach, especially to the Latinx community, should be expanded to ensure that impacted residents can access critical programs. Community members suggested a Promotora model, where trusted nonprofits serve as outreach providers for multiple County programs.

## Performance Report

This project has not yet started.

[Back to Top](#)

## 3. Economic Recovery

### 3.1 Environmental Health Fee Waiver/Grants for Businesses

Funding amount: \$5,150,000

Project Expenditure Category: EC 2.29 Loans or Grants to Mitigate Financial Hardship^

Project Start Date: July 2021

Status: Complete

#### Project Overview

This allocation provided one-time support to businesses to offset revenue losses incurred due to restrictive COVID-19 Health Orders.

#### Use of Evidence

Throughout the pandemic, lock-down orders, reduced hours, and cost of PPE and other supplies put a financial burden on businesses. Waiving permitting fees for businesses was one way to provide relief to businesses impacted by the pandemic.

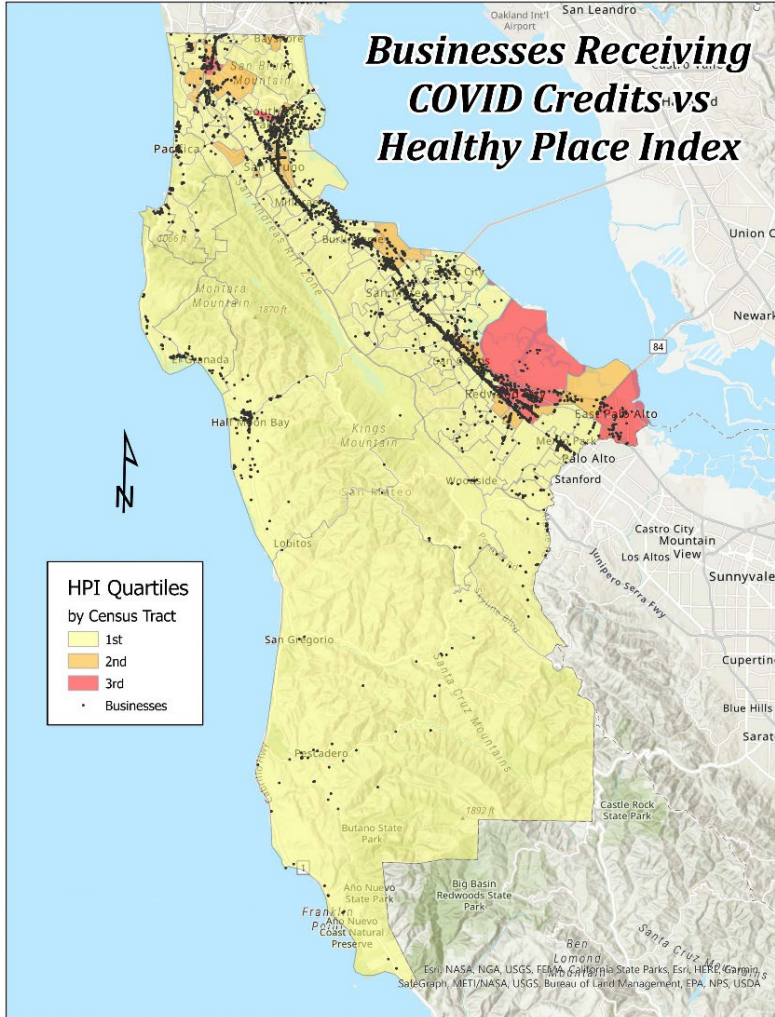
#### Performance Report

6,737 businesses benefited from the ARPA-funded one-year Fee Credit in FY 2021-22 and 78% of businesses that received the ARPA funded Fee Credit remained open throughout the pandemic.

The CA Healthy Places Index map shows the breakdown of businesses benefiting from this specific program:

- Quartile 1 (75-100%): 4,253 (63%)
- Quartile 2 (50-75%): 1,479 (22%)
- Quartile 3 (25-50%): 1,005 (15%)
- Quartile 4 (0-25%): 0

Figure 1: Environmental Health Fee Waiver/Grant Recipients



[Back to Top](#)

### 3.2 Workforce Development Pilot Program

Funding amount: \$400,000

Project Expenditure Category: EC 2.10 Assistance to Unemployed or Underemployed Workers (e.g. job training, subsidized employment, employment supports or incentives) \*^

Project Start Date: March 22, 2022

Status: Complete

#### Project Overview

Under a contract with the County, NOVAworks conducted a pilot project to test a “whole-person” approach to workforce development—that provides wrap-around support to help clients meet all their needs while training for a new job and working in an apprenticeship. The pilot phase aimed to serve a total of 35 clients (25 adults and 10 youth) from historically excluded communities with limited access to career opportunities, who were also negatively impacted by the COVID-19

pandemic. The target communities for recruiting participants included North Fair Oaks, East Palo Alto, Belle Haven, Daly City, and the Coastsides.

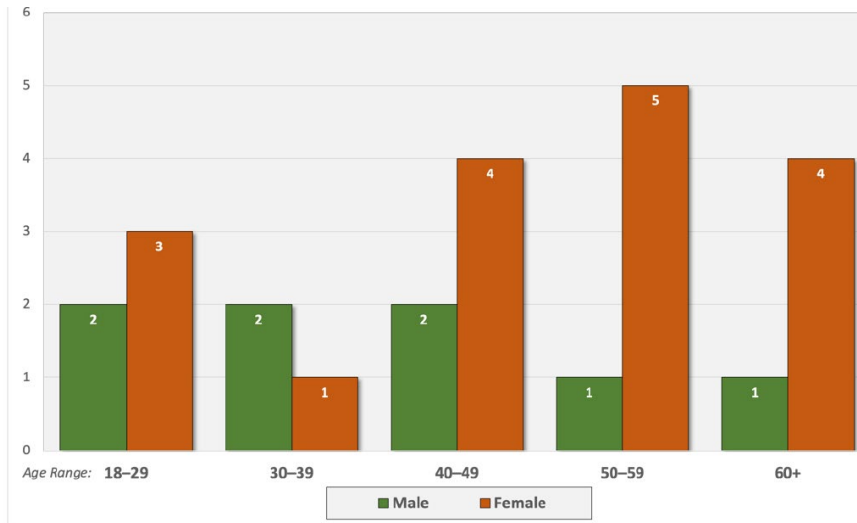
### Use of Evidence

Many of the County's most vulnerable residents became unemployed or underemployed during the pandemic. The County partnered with NOVAworks in 2020 to pilot a workforce development program, but at that time, vaccines were not yet available and many participants did not feel comfortable going back to the workplace. The initiative was reestablished in a 2022 pilot project to provide workforce supports for the County's most impacted residents.

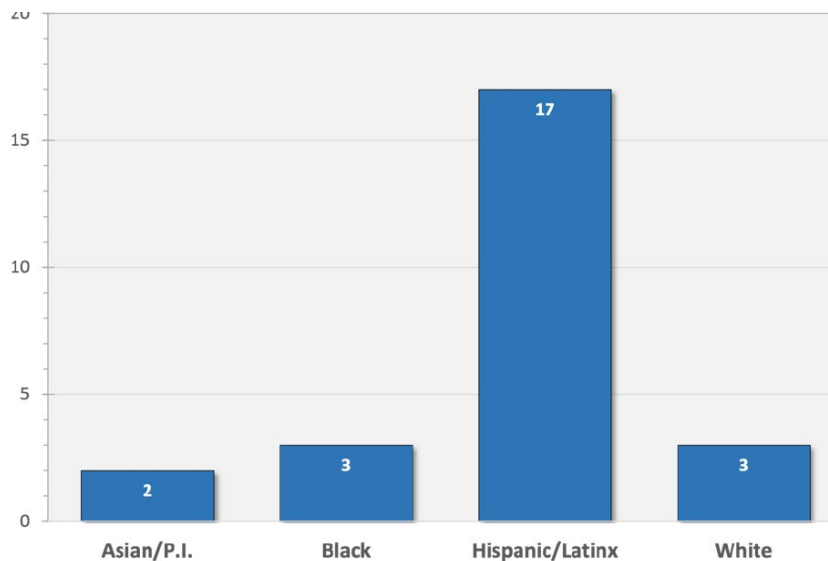
### Performance Report

NOVAworks completed the Whole-Person Pilot in February 2023. In total, NOVAworks screened 451 adults and enrolled 25 in the pilot program. All adult participants are residents of low-income communities and 22 belong to communities of color. The demographic breakdown of adult participants is summarized in the charts below.

**Figure 2: Adult Pilot Project Participants by Age and Gender**



**Figure 3: Adult Pilot Project Participants by Race/Ethnicity of Grant Recipient**



At the end of the pilot in February 2023, 15 participants were employed, 17 were actively engaged in and/or had completed training programs, 21 received supportive services, and 5 had been promoted in their new positions. Training services included computer training, Udemy and certification in IT, lactation, Google Grow, and human resources.

Supportive services provided to pilot participants included rent payments, car loan payments, car repairs, food, gas, cell phone/Internet and licensing fees.

#### *Client Impact Stories:*

- “I lived off my savings for several months as I looked for work with no luck...[NOVAworks advisor] stepped in and helped review my resume again and has helped me get into the Google certification program.”
- “When my family had almost no food or water at the house, I was blessed with the resources to help with that struggle...Thanks to God and NOVAworks, my prayers have been answered and the amazing help has been like no other to me.”
- “I hope NOVAworks will be a continued resource for communities to benefit from in their new path of job seeking.”

NOVAworks also completed a summer youth pilot program in 2022. NOVAworks screened 16 young adults attending 8 high schools in San Mateo County and enrolled 10 in the youth pilot program for summer 2022. Youth participants included 1 Pacific Islander, 2 Latinx, 3 Asian, 2 White, 1 Black: 2 females, and 1 non-binary. Youth participants were provided work-readiness training and subsidized work experience at local San Mateo County businesses. At the end of the summer, 2 participants continued their work experience; 3 returned to their senior year of high school; 1 was in unsubsidized employment; and 4 started community college.

[Back to Top](#)

### **3.3 County Contribution to South San Francisco Economic Advancement Center**

Funding amount: \$200,000

Project Expenditure Category: EC 2.30 Technical Assistance, Counseling, or Business Planning\*\*

Project Start Date: July 2021

Status: Funds dispersed, project is ongoing

#### Project Overview

In 2021, the County contributed \$200,000 to help establish an Economic Advancement Center (EAC) in downtown South San Francisco. The EAC offers coaching, classes, and business assistance to small business owners and entrepreneurs in the northern part of the County through a contract with Renaissance Entrepreneurship Center (REC). Job seekers receive assistance with resumes, interviewing, career planning, and other support at the EAC with counselors from JobTrain. See the Economic Advancement Center website for more information: <https://www.ssf.net/departments/economic-community-development/economic-development/community-development-block-grant/economic-advancement-center-eac>

#### Use of Evidence

Many County residents became unemployed or underemployed during the pandemic, and many small business owners struggled. The EAC facility in South San Francisco provides easily accessible resources for many business and job seekers in communities heavily impacted by the pandemic.



## Performance Report

The EAC began virtual operations in July of 2021 and moved into offices at 366 Grand Avenue in February 2022.

[Back to Top](#)

### **3.4 SMCStrong Small Business Assistance Program**

Funding amount: \$2,000,000

Project Expenditure Category: EC 2.29 Loans or Grants to Mitigate Financial Hardship

Project Start Date: September 2021

Status: Complete

#### Project Overview:

In July 2021, the Board of Supervisors approved \$2,000,000 to provide grants to small businesses in San Mateo County that had been negatively financially impacted by the COVID-19 pandemic; had income of \$120,000 or less; and hadn't received county, state, or federal grant funds in the preceding 12 months. In October 2021, the Board of Supervisors approved an increase in the income eligibility requirement to \$1,000,000 for food-related businesses and \$500,000 for all other businesses.

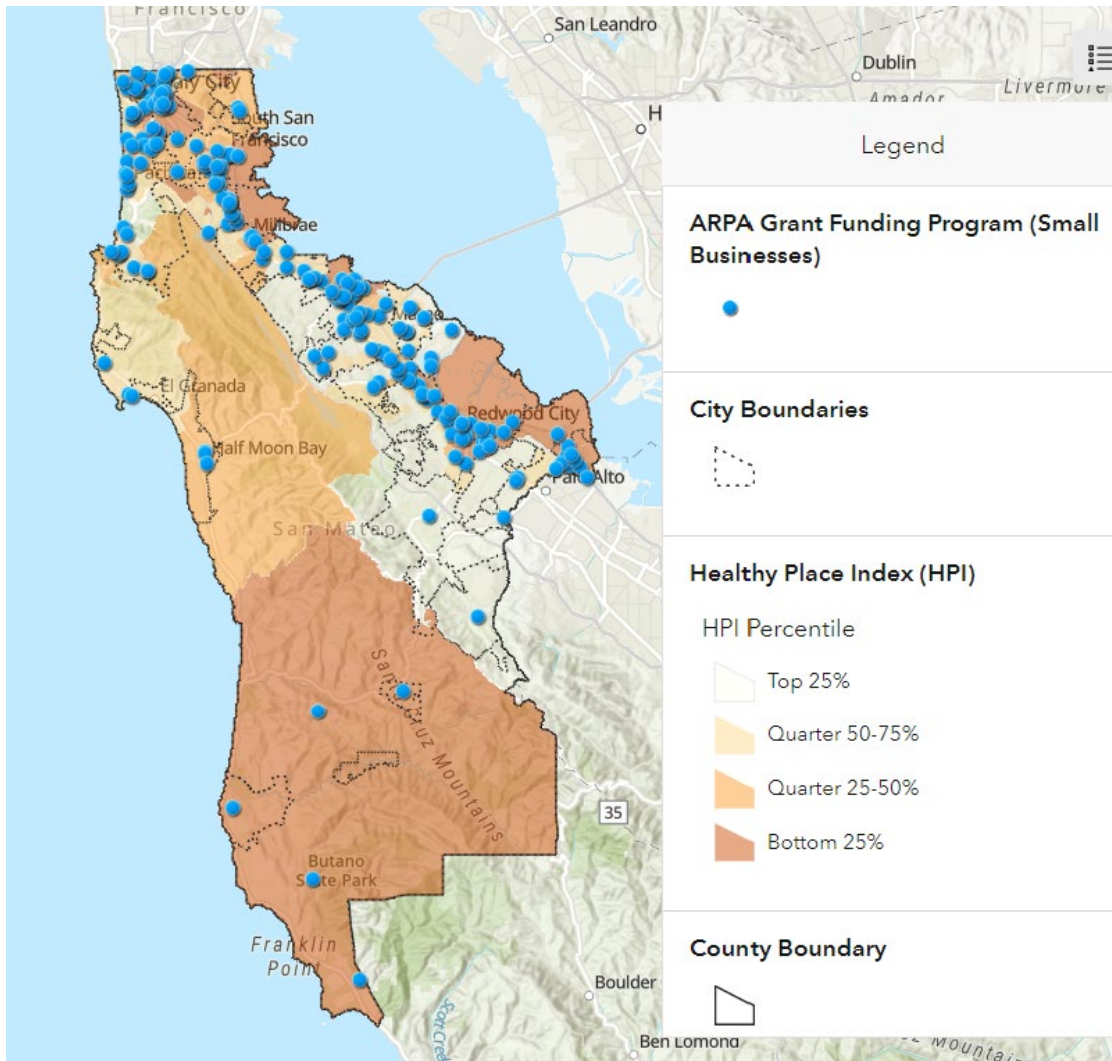
#### Use of Evidence:

The Renaissance Entrepreneurship Center conducted a survey of local small businesses in 2021 and found that 98% of responding businesses that received grant funds during the pandemic were still in business as of December 2021. However, 73% of those respondents said they needed additional relief to sustain their business. These survey results as well as consistent communication with SAMCEDA, Renaissance, Chambers of Commerce, City Economic/Community Development Departments, and on-the-ground outreach to the most impacted communities by the Office of Community Affairs, Chinese Peninsula Business Association, and Environmental Innovations, highlighted the need for grant programs for businesses heavily impacted by the pandemic.

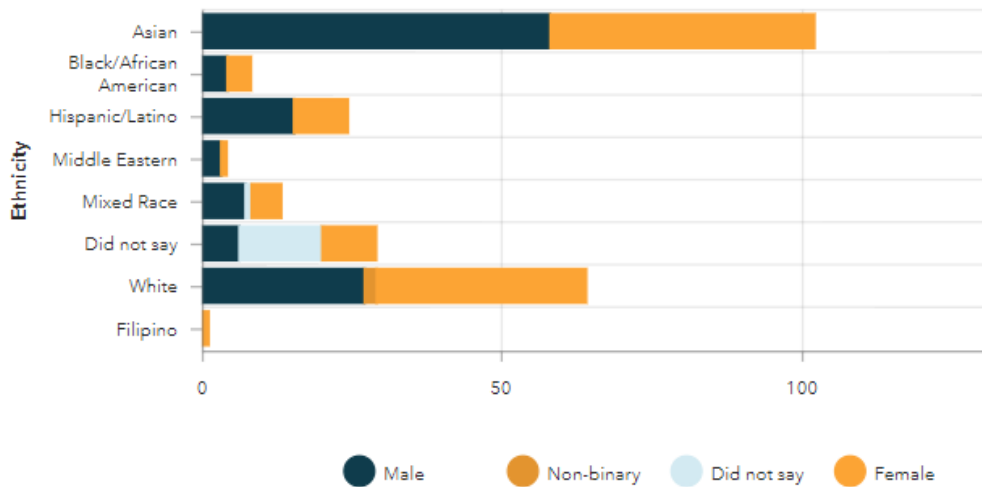
#### Performance Report:

This program provided \$10,000 grants to 248 local businesses. The geographic and demographic breakdown of grantees is shown below. The map includes the Healthy Places Index (HPI), with the darker shades (bottom quartiles) representing the areas of greatest need.

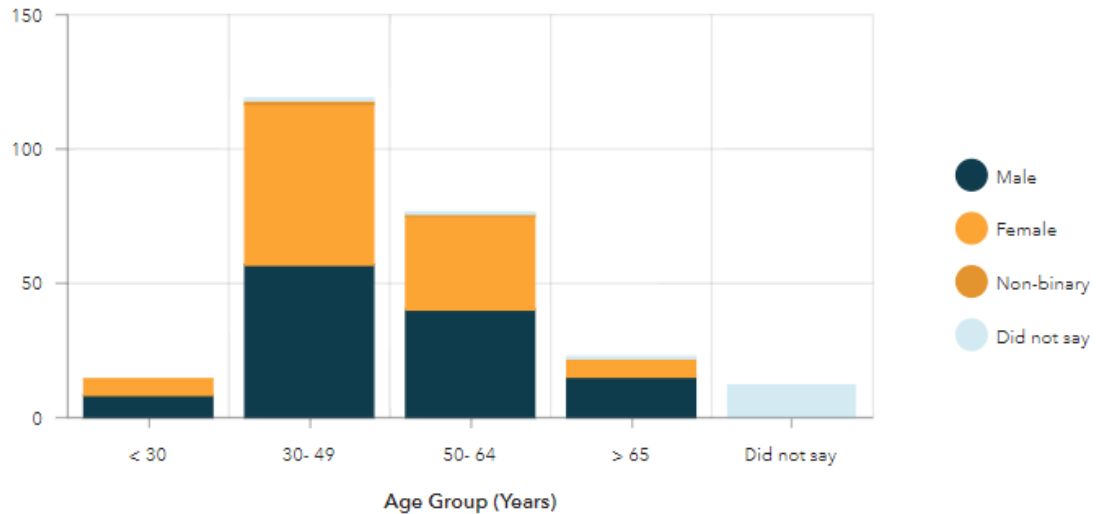
**Figure 4. SMCStrong Small Business Grant Recipients**



**Figure 5. SMCStrong Small Business Grant Recipients by Ethnicity and Gender**



**Figure 6. SMCStrong Small Business Grant Recipients by Age Group and Gender**



*Grantee Impact Stories:*

Some of the grantees shared how the funding helped their businesses:

- Tokemoana Foods in North Fair Oaks: “The grant funds really helped my business. We paid bills, covered payroll expenses, hired administrative staff, and strategically pivoted our online presence. As a result, our sales have increased. We are so grateful.”
- Arte Azul in South San Francisco: “The grant helped us rebrand, create a web page, and purchase products to pivot from running events to selling products online. The funds also helped us to relaunch our Viva Frida event this fall, where we invited more than 30 other small businesses to sell their products, make their brand known and build community. Many of these small businesses are the ones that we also support in our online store. The idea is to see how we help each other push forward and thrive.”

[Back to Top](#)

### 3.5 Microfood business grant program

Funding amount: \$500,000

Project Expenditure Category: EC 2.29 Loans or Grants to Mitigate Financial Hardship

Project Start Date: December 2021

Status: Complete

Project Overview

This allocation provided grants of up to \$10,000 to microfood businesses permitted in San Mateo County that experienced economic hardship due to the COVID-19 pandemic. The program supported cottage food operators, caterers, food trucks, food carts, commissaries, and incubator kitchens in an effort to offset losses in revenue due to the COVID-19 pandemic, ensure continued operation, and assist in covering current business operating expenses. Applicants who were members of a household that had a 2020 gross household income at or below 100% of Area Median Income (“AMI”) were prioritized upon selection.

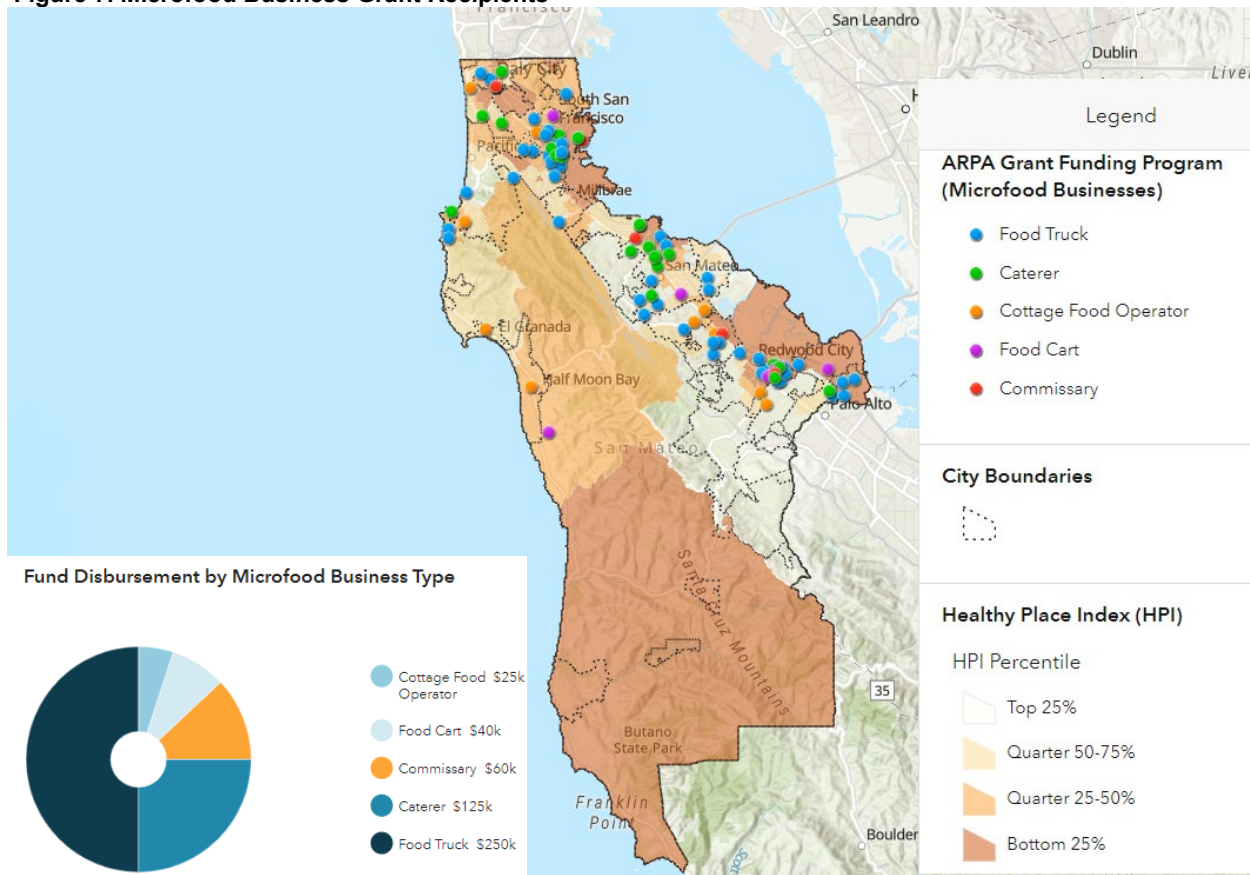
## Use of Evidence

The Renaissance Entrepreneurship Center conducted a survey of local small businesses in 2021 and found that 98% of responding businesses that received grant funds during the pandemic were still in business as of December 2021. However, 73% of those respondents said they needed additional relief to sustain their business. These survey results as well as consistent communication with SAMCEDA, Renaissance, Chambers of Commerce, City Economic/Community Development Departments, and on-the-ground outreach to the most impacted communities by the Office of Community Affairs, Chinese Peninsula Business Association, and Environmental Innovations, has highlighted the need for grant programs for businesses heavily impacted by the pandemic.

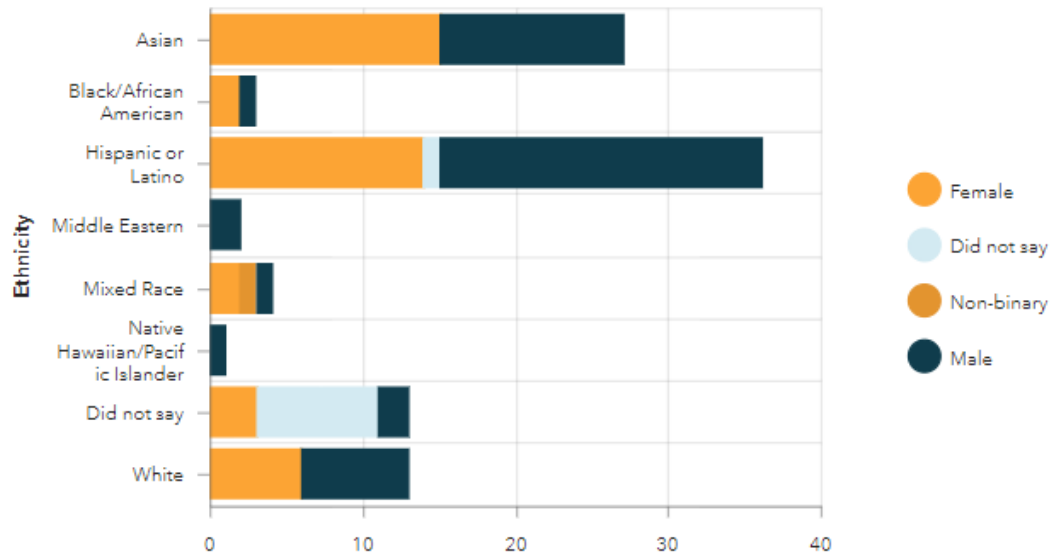
## Performance Report

This program provided 100 grants in the amounts of \$2,500, \$5,000, or \$10,000 to food trucks, food carts, and caterers. The fund distribution by business type, grantee business location, and demographic breakdown of grantees is shown below. The map includes the Healthy Places Index (HPI), with the darker shades (bottom quartiles) representing the areas of greatest need.

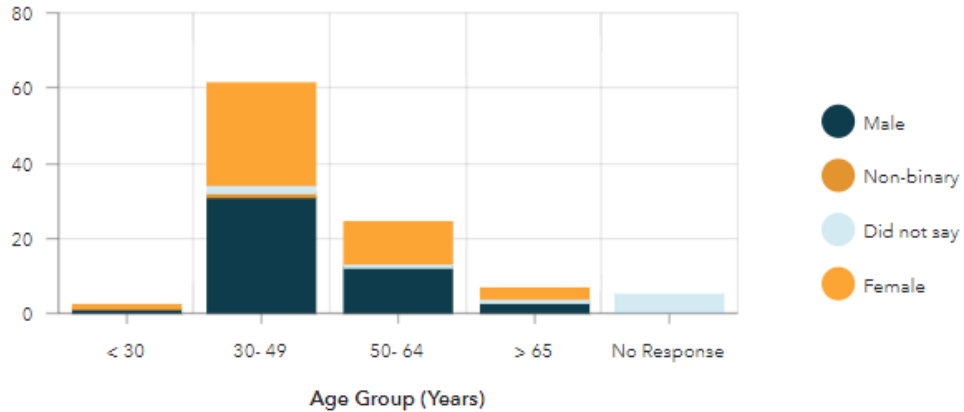
**Figure 7. Microfood Business Grant Recipients**



**Figure 8, Microfood Business Grant Recipients by Ethnicity and Gender**



**Figure 9. Microfood Business Grant Recipients by Age Group and Gender**



[Back to Top](#)

### 3.6 Microenterprise Home Kitchen Ordinance (MEHKO)

Funding amount: \$300,000

Project Expenditure Category: EC 2.29 Loans or Grants to Mitigate Financial Hardship

Project Start Date: January 2022

Status: Complete

#### Project Overview

This allocation provided \$2,500 grants to each newly permitted microenterprise home kitchen operator (MEHKO) in San Mateo County. The intent of the grant was to offset the negative financial impact of COVID-19 on their business and household.

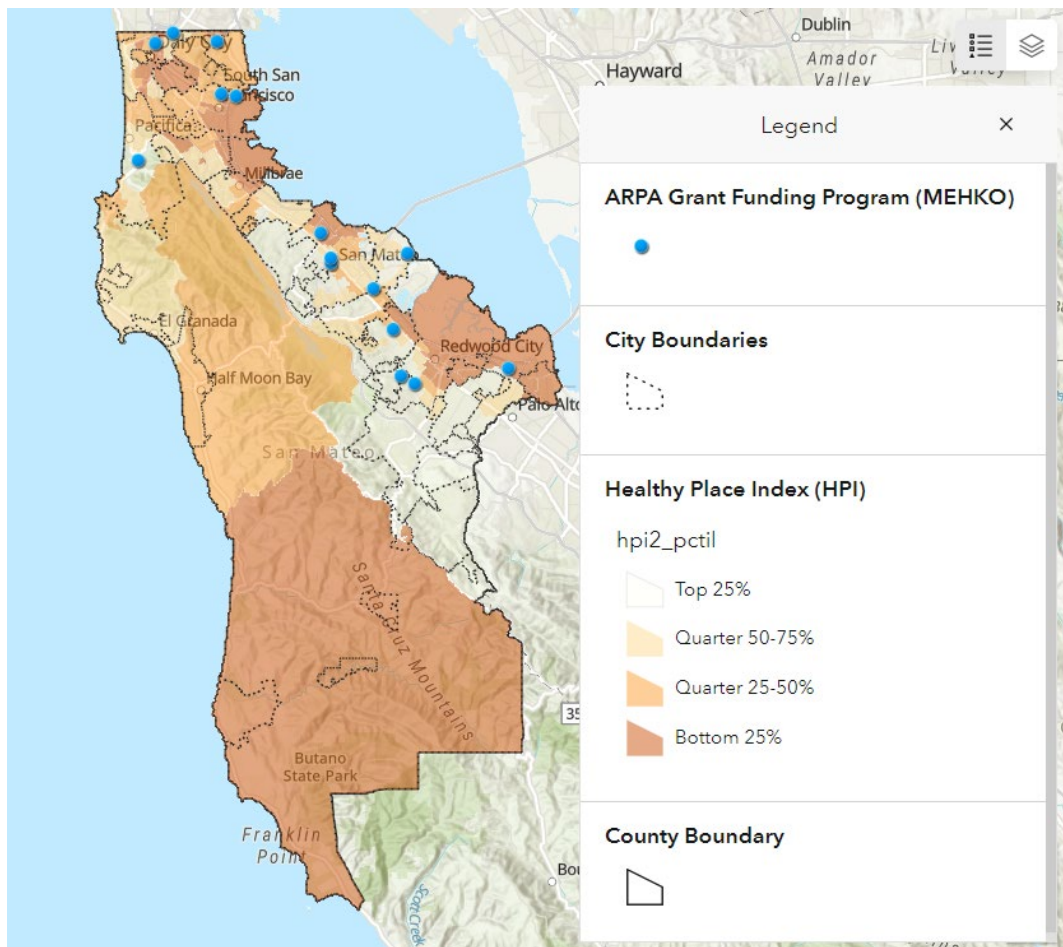
## Use of Evidence

The Renaissance Entrepreneurship Center conducted a survey of local small businesses in 2021 and found that 98% of responding businesses that received grant funds during the pandemic were still in business as of December 2021. However, 73% of those respondents said they needed additional relief to sustain their business. These survey results as well as consistent communication with SAMCEDA, Renaissance, Chambers of Commerce, City Economic/Community Development Departments, and on-the-ground outreach to the most impacted communities by the Office of Community Affairs, Chinese Peninsula Business Association, and Environmental Innovations, has highlighted the need for grant programs for businesses heavily impacted by the pandemic.

## Performance Report

The County Environmental Health Department approved 26 businesses with the MEHKO permit and began the grant program in January 2022. All 26 permitted microenterprise home kitchens were notified of the grant opportunity and 15 were awarded the grant. The geographic distribution of grantees is shown below. The map includes the Healthy Places Index (HPI), with the darker shades (bottom quartiles) representing the areas of greatest need.

**Figure 10. Microenterprise Home Kitchen (MEHKO) Grant Recipients**



[Back to Top](#)

### 3.7 North Fair Oaks (NFO) Small Business Grant Programs

Funding amount: \$500,000 (Round 1) and \$750,000 (Round 2)

Project Expenditure Category: EC 2.29 Loans or Grants to Mitigate Financial Hardship

Project Start Date: May 2022

Status: Complete

#### Project Overview

The North Fair Oaks area is a major commercial center in unincorporated San Mateo County, one of the lowest income areas in the County, and one of the communities most adversely impacted by the pandemic. Additionally, despite door-to-door, in-language outreach for many of its small business COVID-19 relief programs, participation in these programs had been lower in North Fair Oaks than in many communities. For that reason, in May 2022, this grant program was created to assist small businesses specifically in the North Fair Oaks community. The funding amount included a \$500,000 allocation of ARPA funding and an additional \$15,000 from the Silicon Valley Community Foundation.

Because of the success of the original North Fair Oaks grant program and the continued need in the area, the Board of Supervisors approved an additional \$750,000 in ARPA funding. These funds provided a second \$5,000 grant to the 103 North Fair Oaks businesses that received \$5,000 grants previously (Round 1) and are still in business. The remaining funds were used to provide \$10,000 grants for businesses that didn't receive grants in the first round.

#### Use of Evidence

The Renaissance Entrepreneurship Center conducted a survey of local small businesses in 2021 and found that 98% of responding businesses that received grant funds during the pandemic were still in business as of December 2021. However, 73% of those respondents said they needed additional relief to sustain their business. These survey results as well as consistent communication with SAMCEDA, Renaissance, Chambers of Commerce, City Economic/Community Development Departments, and on-the-ground outreach to the most impacted communities by the Office of Community Affairs, Chinese Peninsula Business Association, and Environmental Innovations, has highlighted the need for grant programs for businesses heavily impacted by the pandemic.

#### Performance Report

As of September 30, 2022, all Round 1 funding was expended, which provided 103 grants to North Fair Oaks businesses.

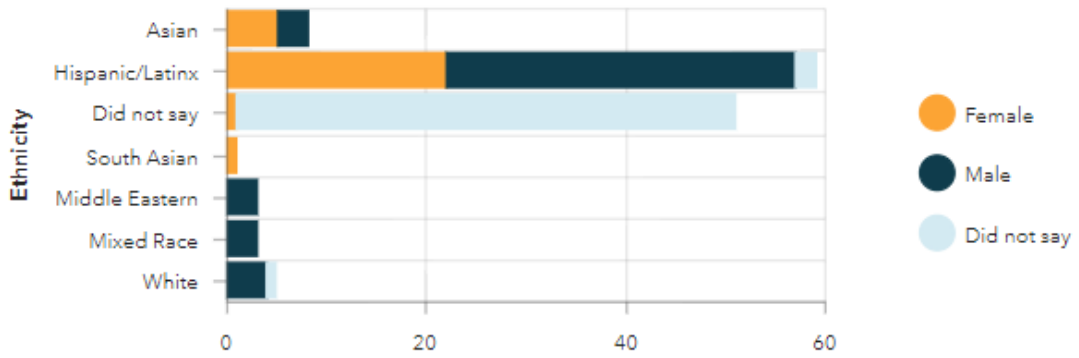
In November 2022, the Board of Supervisors approved an additional \$750,000 in ARPA funding to provide \$5,000 to the NFO businesses that received \$5,000 grants in Round 1 and were still in business; and to provide the remaining funds for grants of \$10,000 each to businesses that did not receive grants in Round 1.

In total, this program provided grants to 130 businesses in North Fair Oaks. 123 businesses received \$10,000 grants, and 7 businesses received \$5,000 grants. The 130 businesses are mapped below, along with the demographic breakdown for grantees.

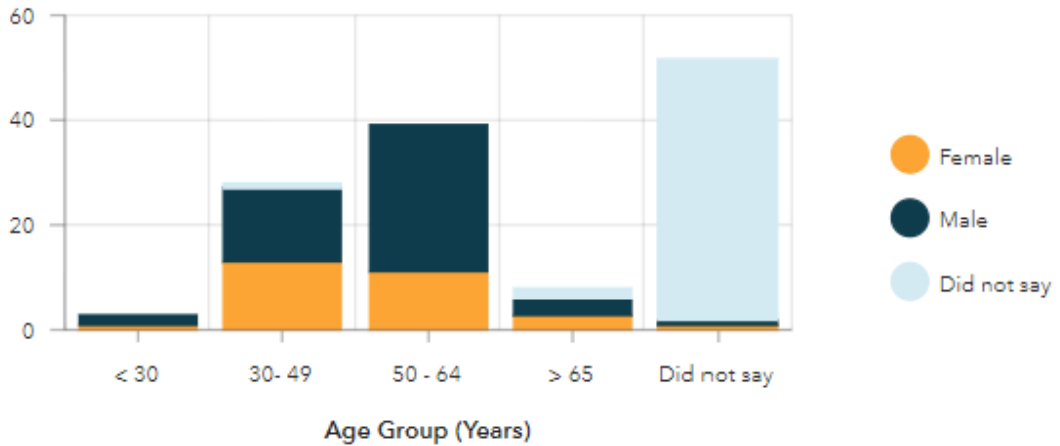
**Figure 11. North Fair Oaks Small Business Grant Recipients**



**Figure 12. Small Business NFO Grant Recipients by Ethnicity and Gender**



**Figure 13. Small Business NFO Grant Recipients by Age Group and Gender**





### 3.8 Certification Support for Women-owned and Minority-owned Businesses (BizCert Program)

Funding amount: \$200,000

Project Expenditure Category: EC 2.30 Technical Assistance, Counseling, or Business Planning\*\*^

Project Start Date: July 2022

Status: In progress

#### Project Overview

This allocation funds a program that helps women-owned businesses and minority-owned businesses impacted by the pandemic become certified under federal and state rules. This certification makes businesses more competitive for many state, local, and other organization procurements. Renaissance Entrepreneurship Center (Renaissance) will implement the 18-month program and serve candidate businesses with guidance, training, and case management to help them secure certifications. The program aims to serve at least 40 business candidates.

The project was initiated to foster approaches that integrate greater equity into meeting the needs of the most vulnerable and diverse populations in San Mateo County, and qualify business owners who are lower-income, persons of color and women residents of San Mateo County to bid on and secure contracts with corporations and government entities.

#### Use of Evidence

Many businesses struggled during the pandemic. This program helps women-owned and minority-owned businesses that were disproportionately affected become more competitive for future procurement opportunities.

#### Performance Report

Renaissance launched the program in late 2022. More information about the program, including eligibility survey, FAQs, and videos in English and Spanish can be found on the program website: <https://www.rencenterbizcert.org/>.

**Table 7. Certification Support for Women-owned and Minority-owned Businesses Performance**

Performance Goal	Total Businesses Served (as of September 30, 2023)
35 businesses receiving certification, capacity building, and industry specific assistance	70
30 businesses securing WBE, MBE or Section 3 business certification	9
25 businesses securing new contracting opportunities	0

### 3.9 Technical Assistance for Small Businesses

Funding amount: \$400,000

Project Expenditure Category: EC 2.30 Technical Assistance, Counseling, or Business Planning\*^

Project Start Date: July 2023

Status: In progress

#### Project Overview

This program provides technical assistance and resources to small businesses impacted by the pandemic in three subject areas: working with contractors; local regulations and permits; and disabled access compliance. These topics will help businesses comply with Americans with Disabilities (ADA) requirements and increase accessibility in the County.

#### Use of Evidence

Small businesses, including those heavily impacted by the pandemic, often lack the expertise or resources to ensure compliance with ADA requirements. This program gives small businesses the information and support needed to comply with ADA requirements.

#### Performance Report

The program contractor, Good City Company, is currently developing technical assistance and educational content, including live and virtual webinars, trainings, and brochures. This content will be provided in English, Spanish, and Chinese.

In the coming months, outreach will be conducted in three pilot cities: San Bruno, San Mateo, and South San Francisco.

[Back to Top](#)

### 3.10 Small Business and Job Seeker Centers

Funding amount: \$5,000,000

Project Expenditure Category: EC 2.30 Technical Assistance, Counseling, or Business Planning\*^

Project Start Date: NFO Economic and Employment Center - January 2023; Coastside Opportunity Center - pending

Status: In progress

#### Project Overview

In 2021, the County contributed \$200,000 to help establish an Economic Advancement Center (EAC) in downtown South San Francisco. The EAC offers coaching, classes, and business assistance to small business owners and assistance with resumes, interviewing, career planning, and other support to job seekers.

Given the success of the EAC, the Board of Supervisors approved \$5,000,000 for start-up costs and two years of operation for two additional small business and job seeker centers, one in North Fair Oaks and a second in Half Moon Bay to serve coastside residents. Both new centers are located in communities most impacted by the pandemic.

#### Use of Evidence

Many County residents became unemployed or underemployed during the pandemic, and many small business owners struggled. These two new facilities, modeled on the success of the South

San Francisco EAC, will provide easily accessible resources for many business and job seekers in North Fair Oaks and Coastside communities that were heavily impacted by the pandemic.

Performance Report

*North Fair Oaks Economic and Employment Center:*

In January 2023, the County contracted with service providers for the new North Fair Oaks Economic and Employment Center. Renaissance Entrepreneurship Center (Renaissance) provides services to small business owners and entrepreneurs and JobTrain provides services to job seekers.

From July 1, 2023, to September 30, 2023, JobTrain provided the following services to 117 overall unduplicated clients:

- 45 Career Training Enrollments (including building maintenance, certified nursing assisting, culinary arts, IT services, medical assisting, project build, and tech sales)
- 11 Completed Career Training Enrollments
- 41 Skills Upgrades
- 33 Supportive Services
- 144 Job Readiness
- 2 Workshops
- 8 Job Placements

**Table 8. Client Demographics July 1, 2023 – September 30, 2023.** Note: data represents responses received. Responses were not received by all clients.

Type of Service	Female	Male	Non-binary	Hispanic / Latino	Black/ African American	White (not Hispanic)	Asian	Middle Eastern	Multi-racial	Pacific Islander
Career Training Enrollments (CTE)	28	15	1	37	2	37	0	0	1	0
Career Services	126	68	0	164	5	6	1	1	19	1
<b>Total</b>	<b>154</b>	<b>83</b>	<b>1</b>	<b>201</b>	<b>7</b>	<b>43</b>	<b>1</b>	<b>1</b>	<b>20</b>	<b>1</b>

Type of Service	Extremely-low to Moderate income	Preferred Language is not English	US Citizen
Career Training Enrollments (CTE)	34	3	39
Career Services (skills upgrades, support services, job readiness)	131	83	70
<b>Total</b>	<b>165</b>	<b>86</b>	<b>109</b>

*Client Impact Story:*

Maria (\*name changed for privacy) learned about North Fair Oaks Employment Center through a presentation that was given at Sequoia Adult School. After the loss of her significant other, she faced financial troubles. JobTrain was able to assist her with building a resume and conducting a job search. Cardenas at the time was hiring, and she expressed interest! Maria submitted an application and went to speak to the manager for more information. She was given the job a few days later and couldn't be happier getting back into the workforce.

John (\*name change for privacy) came to JobTrain looking for employment. When he came to the Center, he was working at his mother's thrift shop, but he was looking to do something different. Working together with JobTrain, he created a very presentable resume. JobTrain also helped him apply for the Employment Specialist position in East Palo Alto and he was very thankful for that. He expressed his gratitude multiple times, and JobTrain was happy he was satisfied with the services he received.

Renaissance Entrepreneurship Center's North Fair Oaks-based classes this quarter served 41 students from within and outside of the boundaries of North Fair Oaks, including 9 (21.95%) from North Fair Oaks, 25 (60.97%) from Redwood City, and 7 (17.07%) from Menlo Park.

Of the 41 clients:

- 100% (41) reported their gender. 56.09% (23) were women, and 43.90% (18) were men.
- 100% (41) shared their race & ethnicity: 95.12% (39) were Other - Hispanic; 2.43% (1) were White - Non-Hispanic, and 2.43% (1) were Black - Non-Hispanic.
- 100% (41) shared their immigrant background: 95.12% (38) were immigrants
- 100% (41) shared their sexual orientation: 97.56% (40) identified as Straight/Heterosexual; 2.43% (1) identified as LGBTQ
- 100% (41) shared their household income; of those, 100% (41) are extremely-low to moderate-income.

**Table 9. Small Business Owner and Entrepreneur Services - Client Demographics by class/workshop (training), consultations (technical assistance) and grant assistance**

Type	Female	Male	Asian	Black/ African American	Other Races or Biracial	White	Not Hispanic / Latino	Hispanic / Latino
Technical Assistance (Consultations)	4	0	0	0	4	0	0	8
Technical Assistance & Training (Both)	10	3	0	0	13	0	0	13
Training (Classes or Workshops)	5	11	0	1	14	1	2	14

Grant Recipients	4	4	0	0	8	0	0	
<b>Grand Total</b>	<b>23</b>	<b>18</b>	<b>0</b>	<b>1</b>	<b>39</b>	<b>1</b>	<b>2</b>	<b>27</b>

Service Type	Not an Immigrant	Immigrant	LGBTQ	Straight / Heterosexual	Extremely-low to Moderate income
Technical Assistance (Consultations)	0	8	0	8	8
Technical Assistance & Training (Both)	0	13	1	12	13
Training (Classes or Workshops)	2	14	0	16	14
Grant Recipients	0	8	0	8	8
<b>Grand Total</b>	<b>2</b>	<b>43</b>	<b>1</b>	<b>44</b>	<b>43</b>

*Client impact story*

Mariela Peralta is the daughter of entrepreneurs. Her parents owned a successful food truck in North Fair Oaks. She dreamed of opening her restaurant with her parents' recipes but with her own twist. Her restaurant, Cuco's, has earned accolades as one of the best burritos in the Bay Area for the past two years.

Mariela has been working closely with Renaissance's marketing consultant on ways to improve her digital presence. Luckily, she has not had to depend on social media to grow her clients, but the North Fair Oaks construction project and finding parking challenges have affected her business immensely. Renaissance is working with Mariela to develop a Shopify website for her restaurant so customers can order to-go. Renaissance's consultant will also help Mariela create a new menu design based on a new logo and branding, and refresh her social media, Google My Business, and promotion design. Mariela is incredibly excited about this new side of her business.

*Opportunity Center of the Coastside*

The Opportunity Center of the Coastside is entering into agreements with service providers and plans to begin work in fall 2023.

[Back to Top](#)

### 3.11 Choose Local San Mateo

Funding amount: \$115,500

Project Expenditure Category: EC 2.29 Loans or Grants to Mitigate Financial Hardship

Project Start Date: November 2021

Status: Complete

#### Project Overview

In November 2021, the County partnered with Colu Technologies to develop the Choose Local San Mateo County app to support local businesses. This project was funded in part with ARPA funds. The program provided critical boosts for business districts and celebrated the diversity of small business owners and operators. While many cities launched similar initiatives, the County of San Mateo was the first jurisdiction to take a countywide, regional approach to economic recovery and leverage mobile app technology.

Choose Local was designed to empower community members to shop local and support hard-working small business owners and employees in their neighborhood and surrounding communities. The easy-to-use Choose Local San Mateo County mobile app enabled shoppers to earn rewards automatically at hundreds of participating local businesses, which included restaurants, cafes, spas, boutiques, yoga studios, and more impacted by pandemic-related public health shutdowns and operating restrictions. Through profiles and stories within the app, Choose Local San Mateo County shined a spotlight on local businesses and allowed them to attract more customers. App users were able to discover the diversity of local businesses, get to know the stories about owners, employees and services, and earn SMC Points, which could be redeemed later at select businesses around town.

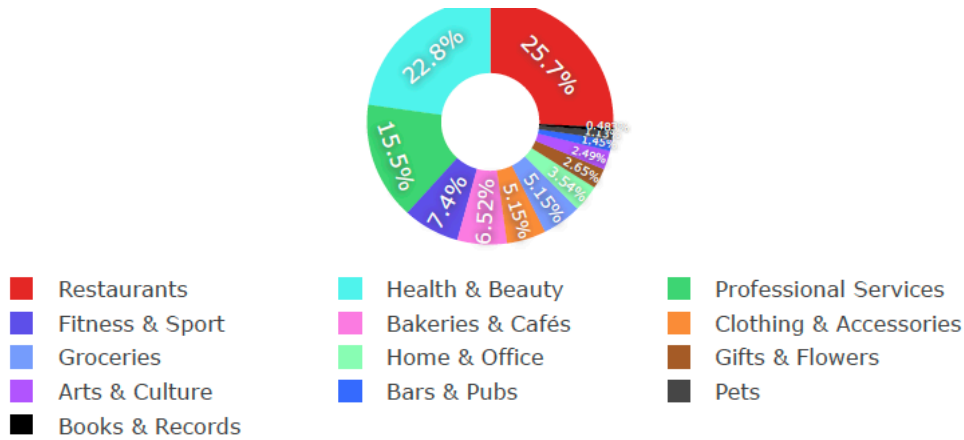
#### Use of Evidence

The Renaissance Entrepreneurship Center conducted a survey of local small businesses in 2021 and found that 98% of responding businesses that received grant funds during the pandemic were still in business as of December 2021. However, 73% of those respondents said they needed additional relief to sustain their business. These survey results as well as consistent communication with the San Mateo County Economic Development Association (SAMCEDA), Renaissance, Chambers of Commerce, City Economic/Community Development Departments, and on-the-ground outreach to the most impacted communities by the Office of Community Affairs, Peninsula Chinese Business Association, and Environmental Innovations, has highlighted the need for financial assistance programs for businesses heavily impacted by the pandemic.

#### Performance Report

The Choose Local app had 3,871 registered users download the app (1,020 users linked a credit card). 1,243 businesses signed up to redeem points. The types of businesses that participated in the program are shown below.

**Figure 14. Choose Local Participating Businesses by Category**



The app facilitated users to shop local at the 1,243 participating small businesses and earned \$46,331 in SMC points. The economic impact of these transactions equated to \$806,610 in economic activity across the County between November 2021 and October 2022. A city-by-city breakdown is shown in the table below.

**Table 10. Number of Choose Local Participating Businesses and Economic Activity by City**

City	Businesses	Economic Activity
Belmont	193	\$87,359.05
Brisbane	1	\$754.77
Burlingame	13	\$2,148.73
Daly City	46	\$3,542.95
East Palo Alto	93	\$341.56
Half Moon Bay Coastside	10	\$4,612.44
Menlo Park	238	\$34,477.65
Millbrae	58	\$52,877.36
North Fair Oaks	53	\$11,815.35
Pacifica	6	\$356.59
Redwood City	69	\$112,953.72
San Bruno	6	\$3,015.93
San Carlos	62	\$176,615.27
San Mateo	344	\$280,422.13
South San Francisco	51	\$35,317.13

[Back to Top](#)

## 4. Children and Families

### 4.1 2022 Summer Enrichment Grant Program

Funding amount: \$3,300,000

Project Expenditure Category: EC 2.11 Healthy Childhood Environments: Child Care\*\*

Project Start Date: February 8, 2022

Status: Complete

#### Project Overview

This grant program provided 68 summer enrichment programs with grants ranging from \$5,000 to \$260,000 to expand access for socio-economic disadvantaged (SED) students, students with special needs, and students who are English Language Learners. The geographic distribution of grant funds was based on the relative population of SED students across the County. This methodology helped to ensure the grant funding increased summer enrichment opportunities for students with the greatest need and who experienced the greatest impacts of the pandemic.

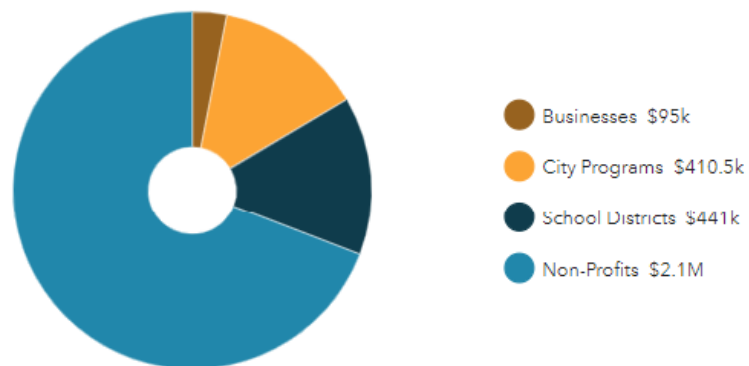
#### Use of Evidence

Childcare providers and educators cited the ongoing need for enrichment opportunities, particularly for socio-economic disadvantaged students. This grant program provided student scholarships and additional slots in quality summer programs. The County also contracted with an evaluation consultant, Harder+Company, to determine the impacts of the 2022 summer grant program and help inform future grant programs.

#### Performance Report

A full list of summer enrichment grant recipients can be found on the County Executive's Office website: <https://www.smcgov.org/ceo/summer-enrichment-grant-recipients-april-2022>. The funding breakdown by type of grantee and geographic area are shown below.

**Figure 15. 2022 Summer Enrichment Fund Disbursement by Type of Program**



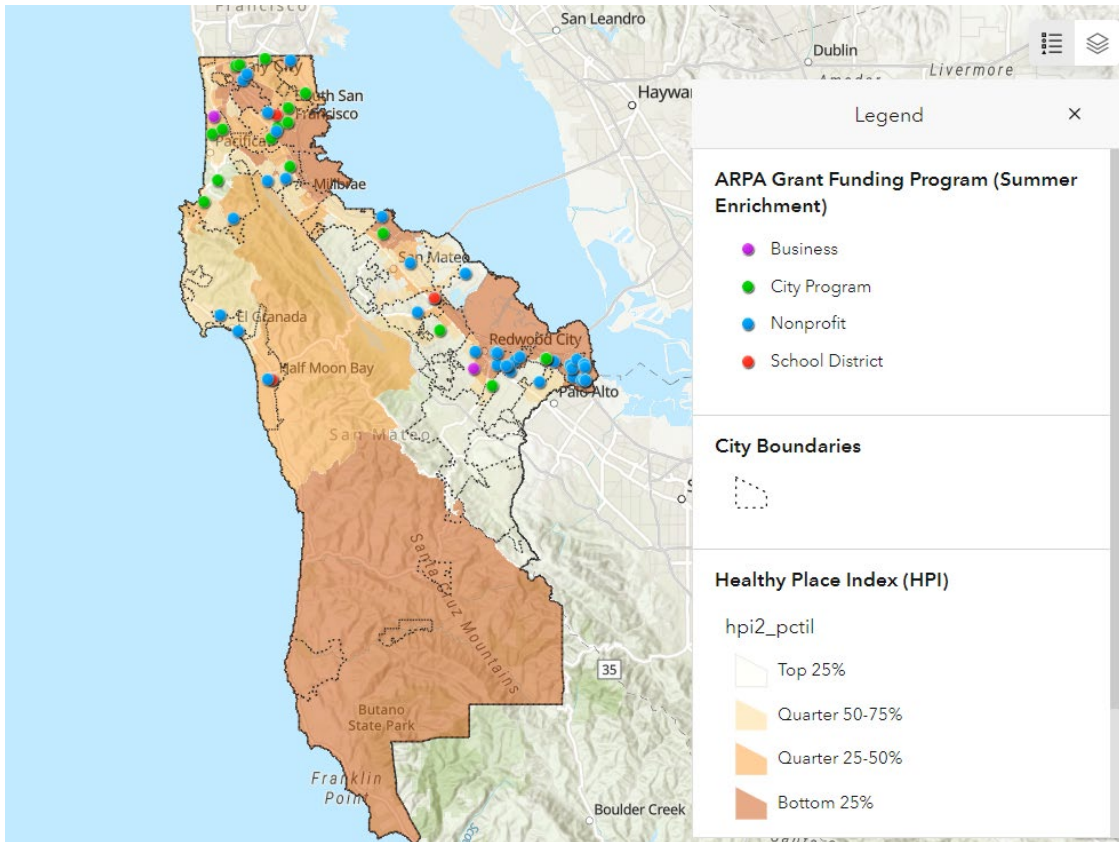
**Table 11. Number of 2022 Summer Enrichment Grantees (organizations) and Programs by Region**

Geographic Area	Grantees	Programs
North (Daly City, San Bruno, South San Francisco)	12	18
Central (Belmont, San Mateo)	6	8



South (East Palo Alto, Menlo Park, Redwood City)	20	32
Coastside (El Granada, Half Moon Bay, Pacifica)	6	10
<b>Total</b>	<b>44</b>	<b>68</b>

The geographic distribution of grantees is shown below. The map includes the Healthy Places Index (HPI), with the darker shades (bottom quartiles) representing the areas of greatest need. **Figure 16. 2022 Summer Enrichment Grant Recipients**



**Grantee Impact Story:**

One grant recipient, CoolineKids in East Palo Alto, used the grant funds to expand their summer program for an additional 15 students. They shared camp photos and a message from the Executive Director, “Thank you again for making this happen for our community!”



Photo: CoolineKids Summer Camp, 2022 Summer Enrichment Grant recipient

Harder + Company conducted a program evaluation and presented the following highlights to County leadership.

## Youth Served

---

### **Programs successfully reached the priority populations.**

Priority populations served	
Students who are socioeconomically disadvantaged	51%
English Language Learners	21%
Students experiencing homelessness	2%
Students with special needs	6%



## ✚ Youth Served

### Programs successful reached the priority populations.

1,186

students were first time participants in an enrichment program

The most frequently served zip codes included 94025 (**Menlo Park**), 94015 (**Daly City**), 94080 (**South San Francisco**), 94303 (**East Palo Alto**), and 94063 (**Redwood City**).



## ✚ Expanding Access

### Programs expanded program offerings including program time and program staff



**450 days** and **65,370 additional program hours** were added across programs



**327 additional staff** were hired across programs

## ✚ Social Emotional Development

### Programs addressed various areas of social emotional learning.


Relationship/Social Skills	100%
Self-management/Emotion Regulation	93%
Responsible decision-making	85%
Self-awareness	81%
Social awareness	78%



## Family Well-Being

---

### The summer enrichment program also impacted families.



We heard from some of our parents, and they thanked us, because they said, "wow, if it wasn't for this program, I would have had to quit my job." – Program staff

[Back to Top](#)

## 4.2 Family Child Care Grants

Funding amount: \$870,000

Project Expenditure Category: EC 2.29 Loans or Grants to Mitigate Financial Hardship^

Project Start Date: March 2022

Status: Complete

Project Overview

This allocation supported the 4Cs Family Child Care Infant and Toddler Expansion Grant ("Family Childcare Grant") program, which was overseen by the Build Up, the childcare facility expansion initiative housed within the 4Cs. In November 2021, Build Up opened the Family Childcare Grant program offering \$10,000 grants to help providers sustain their businesses and build capacity to serve more infants and toddlers; however, Build Up did not have enough funding to help all eligible applicants.

Use of Evidence

Supporting childcare centers is a high community priority because there is a shortage of affordable childcare in San Mateo County, particularly care for infants and toddlers who are most often cared for in family daycare homes. This shortage was exacerbated by the COVID-19 pandemic.

Performance Report

Through the allocation of \$870,000 in ARPA funding, the County funded 87 eligible grantees in the amount of \$10,000 each.

[Back to Top](#)

## 4.3 2022-2023 Out-of-School Care Grant Program

Funding amount: \$2,500,000

Project Expenditure Category: EC 2.11 Healthy Childhood Environments: Child Care\*^

Project Start Date: August 2022

Status: Complete

Project Overview

This grant program increased availability of before-school and after-school programs for socioeconomically disadvantaged (SED) students in the County. The grant program was open to nonprofit providers, public entities (such as cities and school districts), and local businesses that committed to using grant funds to expand quality out-of-school programming for SED students.

Use of Evidence

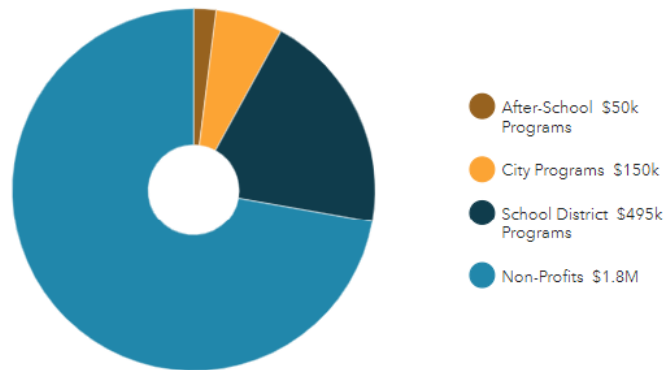
Educators, after-school care providers and child development experts agree that children need out-of-school programs – prior to school, after school and during school vacations - that support both academic progress and social and emotional development. This need is particularly acute for SED students and families living in communities severely impacted by the pandemic.

Project Status

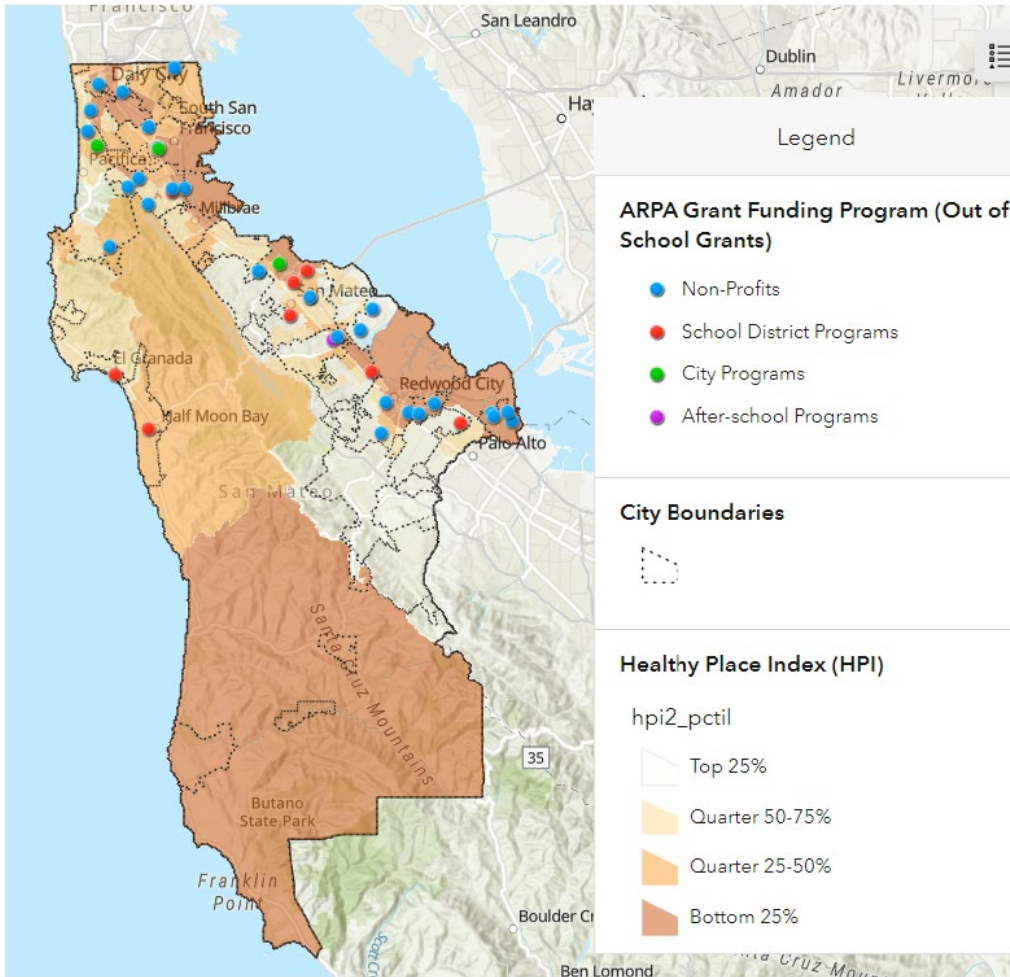
The San Mateo County Out-of-School Care Grant Program provided grants in the amount of \$50,000 and \$75,000 to 28 nonprofit programs, 9 school district programs, 3 city programs, and 1 small business. Grants were distributed proportionally based on the percentage of SED students in four geographic areas of the County- north, central, south, and coastside. Grantees could use these funds to extend program hours, provide scholarships to SED youth, increase pay for existing staff or hire additional staff, purchase supplies and equipment, and provide transportation and meals.

Through the use of these grants, programs served an *additional* 2,548 students, provided 430 students with scholarships, and created 99 new jobs serving children and youth. Grant awards were distributed to successful applicants in early October 2022. A breakdown of the type of grantee and grantee location are shown below.

**Figure 17. Out of School Grant Program Fund Disbursement by Program Type**



**Figure 18. Out of School Grant Recipients**



In 2023, Harder + Company was contracted to conduct a program evaluation. A summary of their findings is provided below.

## San Mateo County Out-of-School Enrichment Program 2023 Program Evaluation Overview

**Methods.** San Mateo County partnered with Harder+Company Community Research to evaluate its Out-of-School Enrichment Program. The evaluation used a mixed methods approach that included the following data collected during the summer of 2023.



**Grantee Survey**  
(n=40)



**Grantee Site Observations**  
(n=6)



**Parent/Caregiver Survey**  
(n=363)



**Parent/Caregiver Focus Group**  
(n=7)

## Programs used funding to increase equitable access to services.

Programs used funding to extend hours (including early morning, evening, and holiday hours), invest in staff (including hiring staff who represented the backgrounds of students, training staff, offering professional development, and providing stipends), and offering scholarships and subsidies to families. Funding was also used to improve staff to student ratios, research culturally engaging curriculum, gather input from key stakeholders (students, parents/caregivers, schools, community members), provide food for students, purchase supplies, and offer transportation to and from the program.



**2,516**  
additional hours  
were offered



**99**  
jobs were  
created



**430**  
scholarships were  
offered

"The planning activities gave us a better understanding of the community we serve, thus enabling us to make any necessary changes to our program."  
– Provider

## Programs offered different types of activities to support student's learning and social-emotional development.

**91%**

academic support

**80%**

homework assistance

**91%**

arts & crafts

**68%**

emotion regulation activities  
(e.g., yoga, breathing exercises)

**90%**

STEAM enrichment

**55%**

sports/physical activities

"We offer a strong mix of academic supports and enrichments. The academics are particularly important right now as our students have fallen even farther behind academically since the pandemic."  
– Provider

## Parents/caregivers observed positive changes in their child's social and emotional development.



**88%**  
made new  
friends



**86%**  
gained a better  
understanding of their  
strengths



**85%**  
increased their  
confidence



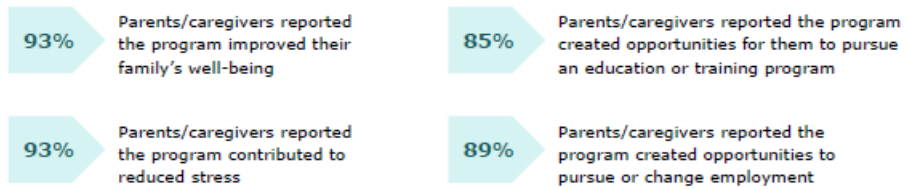
**84%**  
gained new skills such as  
listening, problem solving,  
and conflict resolution



**74%**  
gained better  
strategies to manage  
their emotions

"My son's emotional intelligence has developed further from attending the program. He can cope with his feelings and manage them better by learning from social interactions." – Parent/Caregiver

## The out-of-school care programs had a positive impact on families of students who participated.

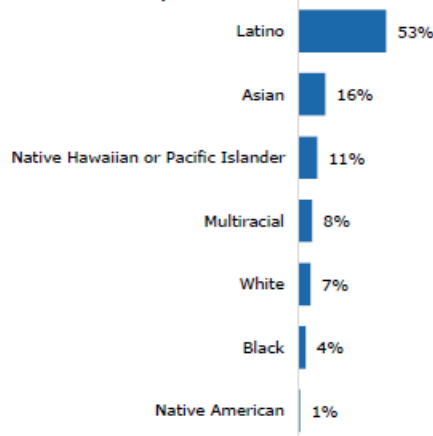


## Programs successfully reached the priority student populations.

Out-of-School Enrichment Programs reached 2,548 new students in 2022-2023. Of those who participated...

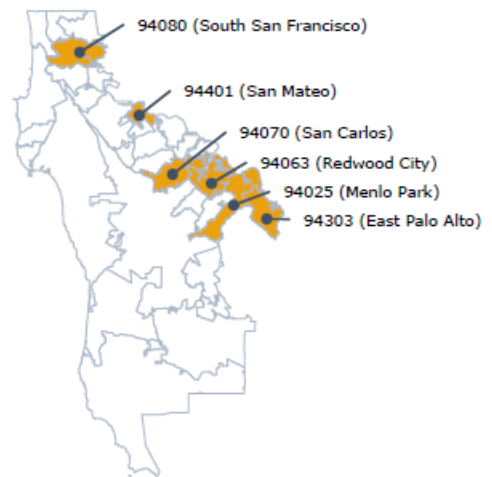


### Race or Ethnicity

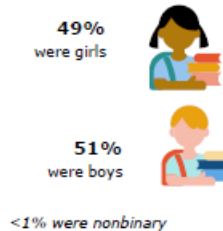


### Zip Code

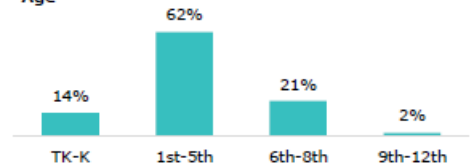
The zip codes most frequently served were:



### Gender Identity



### Age



[Back to Top](#)



#### 4.4 2022 Childcare Grant Fund

Funding amount: \$4,095,000

Project Expenditure Category: EC 2.29 Loans or Grants to Mitigate Financial Hardship^

Project Start Date: August 2022

Status: Complete

##### Project Overview

This program provided grants ranging from \$10,000 to \$50,000 to childcare centers and family day cares, giving priority to providers serving the children and families most impacted by the pandemic. This program was modeled after the Family Child Care Grant Program completed in May 2022.

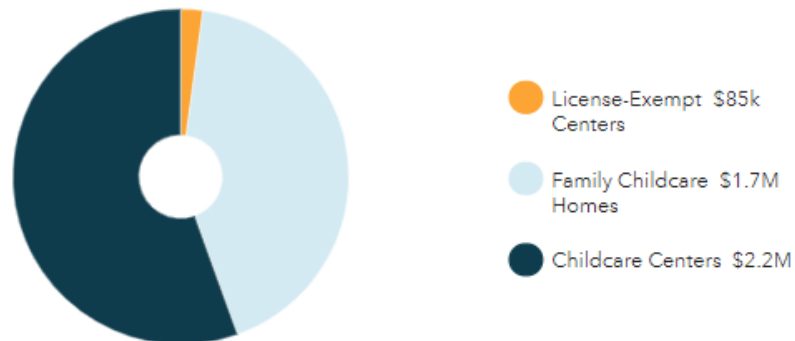
##### Use of Evidence

Childcare is an essential sector of the local economy. Childcare providers faced significant challenges caused by the pandemic, including higher operating costs and revenues below pre-pandemic levels. This grant program helped stabilize the childcare field and prevent potential closures.

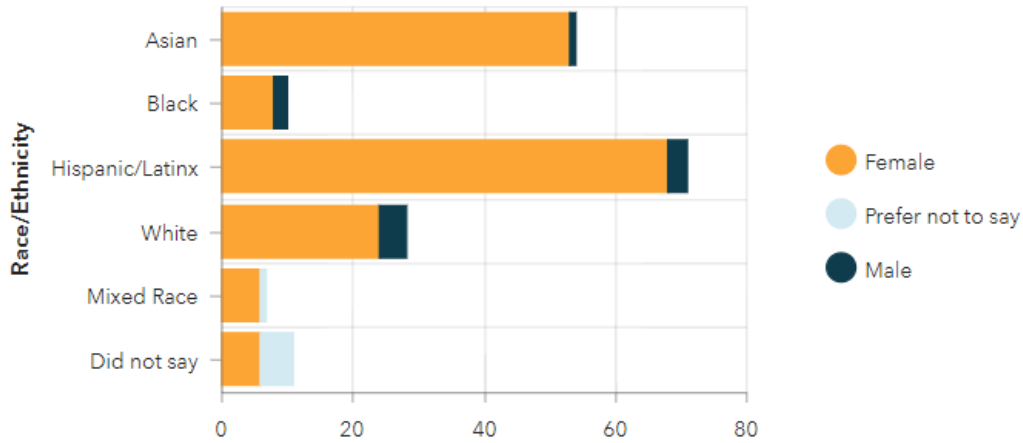
##### Project Status

The County received 260 applications and awarded 181 grants. The San Mateo County Child Care Partnership Council and the San Mateo County COVID-19 Child Care Response Team determined the highest need zip codes, representing those with the lowest income and highest COVID-19 impact. 80% of the 181 grantees reside in high priority zip codes covering Daly City, East Palo Alto, Foster City/San Mateo, Menlo Park, Millbrae, North Fair Oaks/Redwood City, Pacifica, Pescadero, and San Bruno/South San Francisco. Of the 20% in non-priority zip codes, 61% serve socially-economically disadvantaged children or children who receive state/federal subsidy funding, use vouchers, and/or are on a sliding-scale tuition. Key grantee data is summarized in the graphs below.

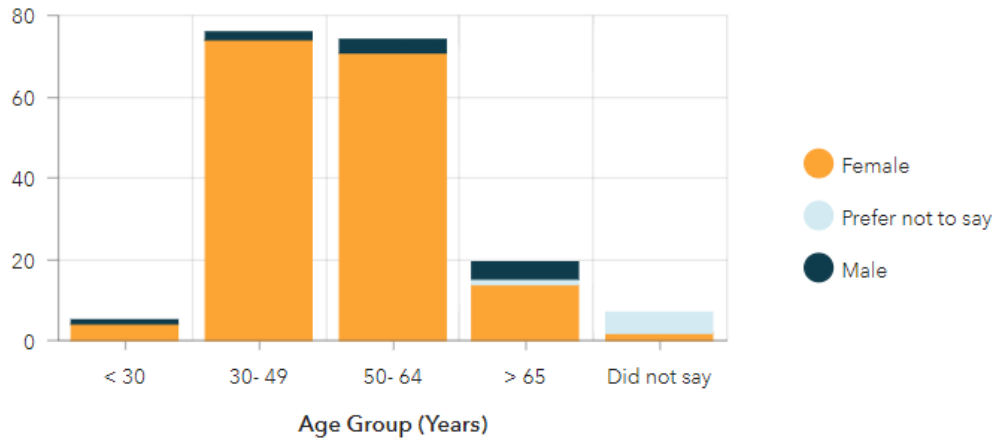
**Figure 19. Child Care Grant Program Fund Disbursement by Program Type**



**Figure 20. Child Care Grant Recipients by Race/Ethnicity and Gender**



**Figure 21. Child Care Grant Recipients by Age and Gender**



[Back to Top](#)

## 4.5 2023 Summer Enrichment Grant Program

Funding amount: \$3,000,000

Project Expenditure Category: EC 2.11 Healthy Childhood Environments: Child Care\*\*^

Project Start Date: January 2023

Status: Program complete

### Project Overview

On November 15, 2022, the San Mateo County Board of Supervisors approved \$3,000,000 in American Rescue Plan Act (ARPA) funds to create the San Mateo County 2023 Summer Enrichment Grant Program. This program replicated the 2022 Summer Enrichment Grant Program for the summer of 2023. The program helped expand access to summer enrichment programs for socio-economic disadvantaged (SED) students, students with special needs, and students who are English Language Learners. The geographic distribution of grant funds was

based on the relative population of SED students across the County. This methodology helps ensure that grant funding benefits youth with the greatest need and who experienced the greatest impacts of the pandemic.

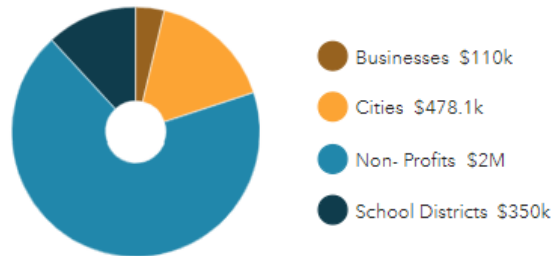
Use of Evidence

Childcare providers and educators cited the ongoing need for enrichment opportunities, particularly for socio-economic disadvantaged students. This grant program provides student scholarships and additional slots in quality summer programs.

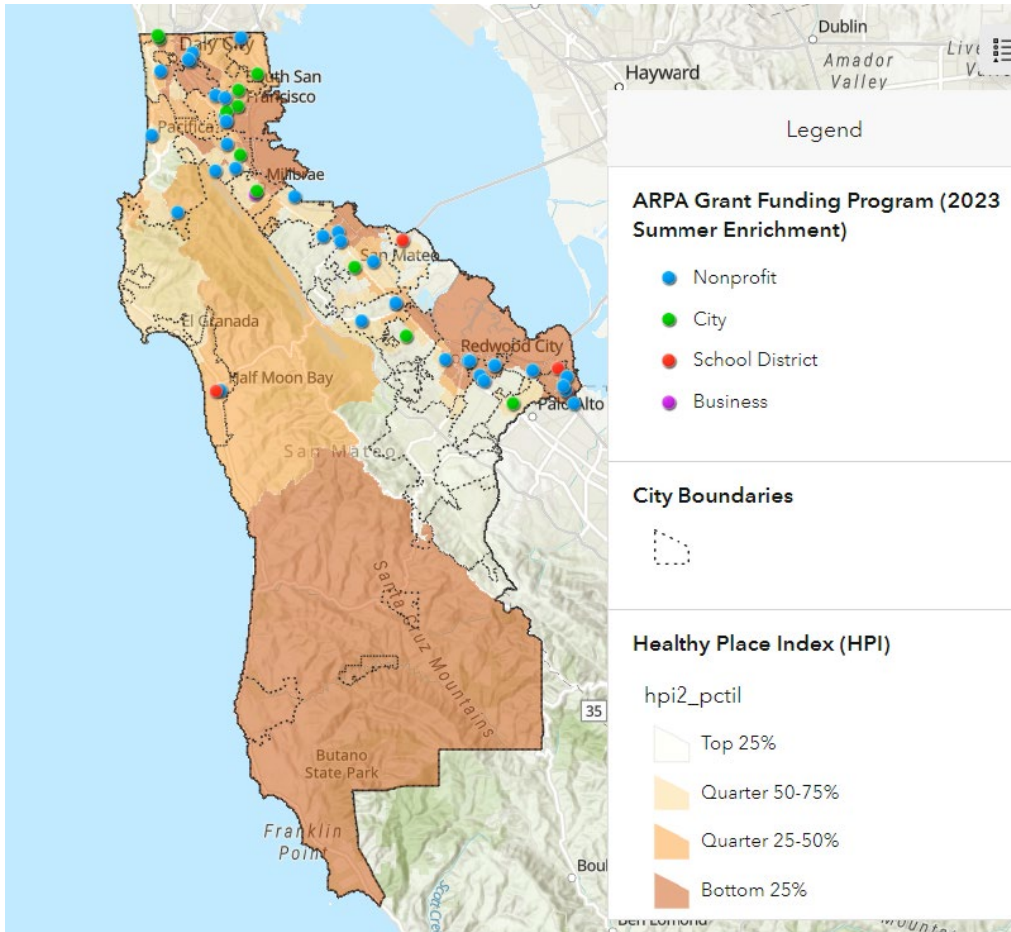
Project Status

In February 2023, 53 summer programs were selected to receive grants ranging from \$10,000 to \$100,000, depending on the number of students served. Grantees used these funds to provide scholarships, open additional program slots, extend program hours, or offer more competitive pay to new or existing staff. The breakdown of funds by type of grantee and geographic location is shown below.

**Figure 22. 2023 Summer Enrichment Grant Program Fund Disbursement by Type of Program**



**Figure 23. 2023 Summer Enrichment Grant Recipients**



Providers were asked to share how these grants enhanced their summer program. Below are just a sample of the responses received.

**Samoan Solutions  
Pasefika Boss Up Program**

This funding allowed for us to expand support for socio-economically disadvantaged youth participating in our Summer program. Here are the different ways we incorporated support:

- Transportation to and from program
- Meals, snacks & drinks offered for youth during program & to take home for youth that indicated challenges to food access
- Resource connection & service referrals for youth in need of: Mental Health services, and housing services & shoes/clothing needs
- Extended hours for families who needed late pick ups due to parent/guardian employment schedules.
- College & Career training

Financial Support: This grant funding allowed for us to offer our Summer program to families at zero cost. This was vital for families with multiple youth participants from the same households and families who would not have been able to have youth participate if we had to implement the participation fee.

Funding allowed for us to offer 3 youth stipends for Middle School students who come from Single income households who were also heavily impacted by COVID-19.

In addition, we established community partnerships that offered stipends for participants that signed up for an additional 3 week College & Career training that occurred before the start of our Pasefika Boss Up program.

Funding also allowed for program to be extended 5 days.

We are thankful to have been recipients of this funding. Our youth participants were taught strategies to brainstorm ideas to start their own business, gained knowledge to start their own business, interact with local small business owners talks through work-based learning trips & talks. All our young bosses worked to either launch a small business idea OR pitch their small business idea to our community at our Nesian Night Market. It was a huge success and made possible through your financial support, and community partnership.

News Article: [https://www.smdailyjournal.com/news/local/polynesian-night-market-returns-to-burlingame/article\\_bc2047b2-2cf8-11ee-b481-c3a398138573.html?fbclid=IwAR02wwrm2NYFOVDi-ILjGEv\\_AqJJMAw\\_vriSyjQGmeLcFZ5rHFJBG-L129Q](https://www.smdailyjournal.com/news/local/polynesian-night-market-returns-to-burlingame/article_bc2047b2-2cf8-11ee-b481-c3a398138573.html?fbclid=IwAR02wwrm2NYFOVDi-ILjGEv_AqJJMAw_vriSyjQGmeLcFZ5rHFJBG-L129Q)

Fireside Recap Post: [https://www.instagram.com/p/CvJiZF4Ly\\_g/](https://www.instagram.com/p/CvJiZF4Ly_g/)

Brick & Mortar Work Based Learning Recap Post: <https://www.instagram.com/samoansolutions/>

Final Project Business Launch/Pitch Prep: <https://www.instagram.com/p/CvLUkqCMVws/>

### **Ravenswood City School District Ravenswood BGCP K-5 Summer Program**

Nearly 80% of Ravenswood district students qualify as socio-economically disadvantaged. Our summer program offered students and families a safe, engaging place for students to learn and have fun for a month during the summer. Our goal for the summer program was for Ravenswood students to experience fun, engaging enrichment that sparks their joy of learning.

Our program gave students an opportunity to learn and explore new interests, as well as avoid the typical summer slide that occurs for many students over the summer break. These grant funds allowed us to hire enough additional staff to offer 120 additional rising kinder-5th graders the opportunity to attend our summer program. They also allowed us to provide on-site counseling, transportation, and free snacks (in addition to free breakfast and lunch).

### **Sequoia High School Education Foundation / Sequoia High School Raven Fellowship Program**

Recipients of this new Raven Fellowship experience were low-income, first-generation-to-go-to-college students at Sequoia High School who have been showing academic excellence and commitment to community service. This fellowship allowed these wonderful students to work for the small business or nonprofit organization of their choosing with financial backing from our school's education foundation, thanks to your San Mateo County Board of Supervisors' SMC Strong funding. This meant that their summer employer did not have to pay their salary. Raven Fellows were connected with a summer employer in a field of strong interest for the student's college studies or career interests. This was a win-win-win for everyone: small businesses and non-profits got "free" labor and the connection to new young talent; high schoolers who would have taken a low-skill/low-paying job over the summer-- a job totally unrelated to their interests

for college or career-- were instead helped to create a professional resume, were given extensive career coaching and interview prep, were introduced to local employers, and were coached and mentored throughout their summer experience; and Sequoia as a school benefitted by being able to inspire and reward hard working students to re-engage with their studies with renewed interest, passion and purpose thanks to this fellowship program.

We now can happily report that these Raven Fellows are taking harder classes this year as a result of their summer experiences and are more engaged in their school and local community! We are SO excited about what our students have done and are excited to grow this program network of mentors and local non-profits to support more students in the future.

**Youth Leadership Institute  
Youth Empowerment, Entrepreneurship, and Employment!**

Funding from San Mateo County Strong Summer Enrichment supported program expansion for the Youth Empowerment, Entrepreneurship, and Employment (YEEE) Program. YEEE promotes economic development, civic engagement, career/industry awareness, and academic achievement among socio-economically disadvantaged youth in Daly City, South San Francisco, Half Moon Bay, San Bruno, Redwood City, and North Fair Oaks.

In its second year of implementation, YEEE expanded from a 6-week summer program to an 8-week (3-week job training and 5-week career academy/internship) immersive experience surrounding college & career exploration, job training, and work-based learning at an internship placement (i.e. small business or community-based organization). The program successfully reached 87 BIPOC youth. Participants completed a minimum of 120 work-based learning hours, received CPR certification and a stipend of up to \$3,200. Grant funding was used to support programming for low-income students at no cost and offered incentives for participation.

[Back to Top](#)

## 5. Infrastructure

### 5.1 North Fair Oaks Infrastructure Plan

Funding amount: \$1,400,000

Project Expenditure Category: EC 5.18 Water and Sewer: Other

Project Start Date: February 8, 2022

Status: In progress

Project Overview

The Department of Public Works contracted with Woodard & Curran to update the Fair Oaks Sewer Maintenance District's (FOSMD) Sewer Master Plan. The FOSMD sewer system serves approximately 7,200 customers in the unincorporated San Mateo County communities of North Fair Oaks and Sequoia Tract, and portions of the Cities of Redwood City and Menlo Park and the Towns of Atherton and Woodside.

### Use of Evidence

In 2016, the County conducted sewer inspections of approximately 30 percent of the system as part of the initial phase of updating the Sewer Master Plan for the District. The Expanded Sewer Master Plan will include inspection of the remaining pipes and manholes in the FOSMD system.

### Performance Report

The project is underway, and development of the sewer infrastructure rehabilitation/replacement plan (R/R Plan) is in progress. The project has experienced delays due to the additional time needed to complete the closed circuit television inspection work. Approximately 286,100 feet (98 percent) of the total 292,000 feet of sewer pipe have been televised as of September 30, 2023. The R/R Plan is currently anticipated to be completed by January 2024.

[Back to Top](#)

## 5.2 Public Wi-Fi

Funding amount: \$3,500,000

Project Expenditure Category: EC 5.21 Broadband: Other projects

Project Start Date: 2020

Status: Ongoing

### Project Overview

This project will provide funding for operation and maintenance of County Wi-Fi locations and other strategies to connect residents to quality, affordable internet access. This work builds on the County's broadband expansion efforts in 2020 funded with \$6.8M in CARES Act dollars, which added 284 new County public Wi-Fi locations, established "park and connect" sites, subsidized in-home services, and provided hotspots for low-income communities and those without internet access.

### Use of Evidence

The pandemic highlighted the digital divide. Providing quality broadband for all residents is critical to supporting a healthy, safe, prosperous, livable, equitable, and collaborative community.

### Performance Report

The monthly public Wi-Fi usage for the first quarter is shown in the table below.

**Table 12. Public Wi-Fi Usage Data Monthly (2023)**

Month (2023)	No. Unique Devices Connected to Public Wi-Fi	No. Public Wi-Fi Sessions	Data Transferred (GB)	Hours of Usage
January	31,862	751,445	17,018.99	273,584.10
February	32,573	769,001	19,153.22	278,845.47
March	33,508	885,775	16,523.07	312,830.23
April	34,316	1,073,545	23,179,985.61	396,096.05

May	32,008	763,369	14,211,860.52	273,858.61
June	34,844	917,039	18,164,014.49	327,510.30
July	34,446	852,542	17,326,940.44	291,079.32
August	42,560	2,063,034	48,355,269.06	517,906.55
September	39,539	1,312,234	31,014,410.55	353,766.36
2023 Year to-Date	315,656	9,387,984	152,305,175.95	3,025,476.99

[Back to Top](#)

## 6. County Fiscal and Health Priorities

### 6.1 Vaccine Outreach, Events, and Mass Vaccination

Funding amount: \$5,000,000

Project Expenditure Category: EC 1.1 COVID-19 Vaccination^

Project Start Date: July 2021

Status: Complete (ARPA funds expended)

#### Project Overview

This project provided funding for pop-up clinics with capacity to provide up to 400 vaccinations per day but will normally be in the 50-200 range. The clinics are focused, equity-based pop-up events (including school-based sites and community-based organizations) that can meet our higher risk communities where they are at through the end of January 2023.

#### Use of Evidence

San Mateo County's vaccination outreach strategy is based on an equity framework. Performance management will focus on our ability to help close equity gaps. The impact of racism has led to a disparate health impact of COVID-19 on communities of color. Data from the CDC show that Hispanic, Black or African American, and American Indian or Alaska Native populations in the U.S. are experiencing higher rates of hospitalization and death from COVID-19 compared to White populations. Together, these three race/ethnicity groups constitute ~27% of the County population (per the latest California Department of Finance population projections for 2021)—25%, 2%, and 0.1%, respectively. The FY 2022-23 target for the proportion of vaccinations administered at Standing/Pop-up clinics to individuals from these three race/ethnicity groups is 54%, or twice their representation in the County population. This requires a 25% improvement from FY 2021-22, when 43% of vaccinations at Standing/Pop-up clinics were given to individuals from one of these three race/ethnicity groups.



Performance Report

**Table 13. Vaccine Outreach, Events, and Mass Vaccination Performance Measures**

Metric	FY2021-22 Actual	FY 2022-23 Actual	FY 2022-23 Target
% of vaccinations at Standing/Pop-up clinics given to individuals from race/ethnicity groups experiencing disparate health impact (Black or African American, Hispanic, and American Indian or Alaska Native)	43% (32980/77209)	20% (2245/11402)	54% (3394/6250)
% of vaccinations at Standing/Pop-up clinics given to Hispanic individuals	42% (32067/77209)	18% (2046/11402)	50% (3125/6250)
% of vaccinations at Standing/Pop-up clinics given to Black or African American individuals	1% (759/77209)	1% (116/11402)	4% (250/6250)
% of vaccinations at Standing/Pop-up clinics given to American Indian or Alaska Native individuals	0.2% (154/77209)	0.2% (26/11402)	0.3% (19/6250)
% of vaccinations at Standing/Pop-up clinics given to Native Hawaiian or Pacific Islander individuals	0.6% (469/77209)	0.5% (57/11402)	2.3% (144/6250)
<b>*Not included in total line at the top*</b>			

Data Notes:

- Clinics for FY 2022-23 occurred between July 1, 2022 and Jan 31, 2023. No ARPA funding was used for clinics after Jan 31, 2023.
- Though we initially intended to target American Indian or Alaska Native individuals after looking closer at local data we saw larger equity gaps in the Native Hawaiian or Pacific Islander (NHPI) population and targeted that group for outreach instead. An additional line is included to show the NHPI for the 2021-22 and 2022-23 Fiscal years. The NHPI totals are not included in the cumulative line item at the top of the table.
- About 25% people responded Prefer Not to Say/Blank for Race/Ethnicity. This was much higher than the 7% in FY 2021-22 . This is a significant limitation in the data. The rate of Prefer Not to Say/Blank was highest in the months of Sept – Nov 2022 which coincided with the start of Flu season and release of the bivalent vaccine when the bulk of the vaccinations from FY 2022-23 took place.

[Back to Top](#)

**6.2 Lost Revenue Replacement**

Funding amount: \$10,000,000

Project Expenditure Category: EC 6.1 Provision of Government Services

Project Start Date: n/a

Project Status: n/a

[Back to Top](#)